

2026 *FIRST*® Championship

George R. Brown Convention Center, Houston, TX

Load In Guide

START HERE!

How is your Robot getting to Championship?

- If you shipped your robot to Championship using the FedEx Voucher, read Section A and B.
- If you are bringing your robot with you in your own vehicle, read Section B.

How are your Pit Materials getting to Championship?

- If your pit materials are arriving via the Loading Dock, read Section B.
- If your pit materials are arriving via a Tool Crate, read Section C.
- If your pit materials are shipping via a Community 53' Trailer, read Section D.

LOAD IN DIRECTIONS

Team Load In Representatives (Team Reps)

- A team may bring six (6) representatives for loading in their team materials when the venue opens. All other team members will be let into the *FIRST* Robotics Competition Pits once they open to the public at 12:00PM.
 - Two (2) Team Reps must be adults. Of those two, one (1) adult must remain with their team vehicle in the loading dock. The four (4) remaining Team Reps may be either students or adults.
 - Team Reps that do not ride with their team vehicle must check in at the front entrance of the Pits for loading dock access. Pedestrians will not be given entry into the Chartres Street loading dock gate.

A – Team Rep Access to Pits and Loading Dock

1. Team Reps can check-in starting at 7:00 AM to the front of the Pits to access their Pit.
2. Team Reps of teams that have shipped their Robot may bring with them through the front of the pits a single tote-sized container with tools for uncrating their robot. All other materials may only load in materials through the Loading Dock.
3. Once the robot is uncreated, move the crate to a clear location on the outside of the pit walkway for collection by event labor.

B – Standard Loading Dock Access

1. Team vehicles carrying the competition robot and pit materials may begin to queue on Chartres Street starting at 7:00 AM. Team Reps not on their team vehicles may access the loading dock via the Pits from the front entrance starting at 7:00 AM.
2. Vehicle drivers must follow instructions from Event Security and the Houston Police Department.
3. Vehicle drivers will be given a dock space to park and unload their vehicle to stage items at the venue doors. Team Reps must follow instructions and safety guidance from Event Staff and Volunteers while on the dock.
4. The doors between the Loading Dock and Venue will open at 8:00 AM. Team Reps may enter from the Loading Dock into the Pits to load their materials.
5. All team members and the public will be allowed to enter the Pits starting at 12:00 PM.

C – Tool Crate Handling with Shepard

1. Teams that shipped a Tool Crate must visit the AEX Desk near the *FIRST* Ship Desk to review outstanding fees, if any.
2. Teams that plan on return shipping their Tool Crate can prepare return documents at this time.



D – Community 53' Trailer Load In Process

1. Ahead of *FIRST* Championship, provide the issued arrival time to the handling freight company or truck driver. The truck will be expected during this arrival time. Any truck that arrives earlier than its issued arrival time risks being temporarily turned away or staged to a Loading Dock lot.
2. All teams on the Trailer should plan to bring their Team Reps to the Hall A loading dock at the same issued arrival time.
3. When the trailer and Team Reps have both arrived, the trailer can be unloaded to the Hall A loading dock. Each team is responsible for bringing an acceptable workforce to handle Load In. Do not expect to have access to available volunteers.
4. Once the truck's trailer is unloaded, movement of team materials can move from the loading dock and into the Pits.

Important Notes:

- Only Community 53' Trailers that have received official permission from *FIRST* will be allowed to unload their trailer at the time provided. Any 53' Trailer that arrives and did not receive permission will be held for unload until after all other Community 53' Trailers have finished unloading.
- Review all rules and instructions regarding the Community 53' Trailer Option for more information.


EXTRA RESOURCES

For more information on the Community 53' Trailer, refer to the [Community 53' Trailer Rules and Information](#) document.


Not at Championship yet? Email firstroboticscompetition@firstinspires.org

At Championship? Visit the *FIRST* Ship Desk, Thursday through Saturday 9:00AM to 5:00PM.





1st FLOOR



LOAD-IN VEHICLE

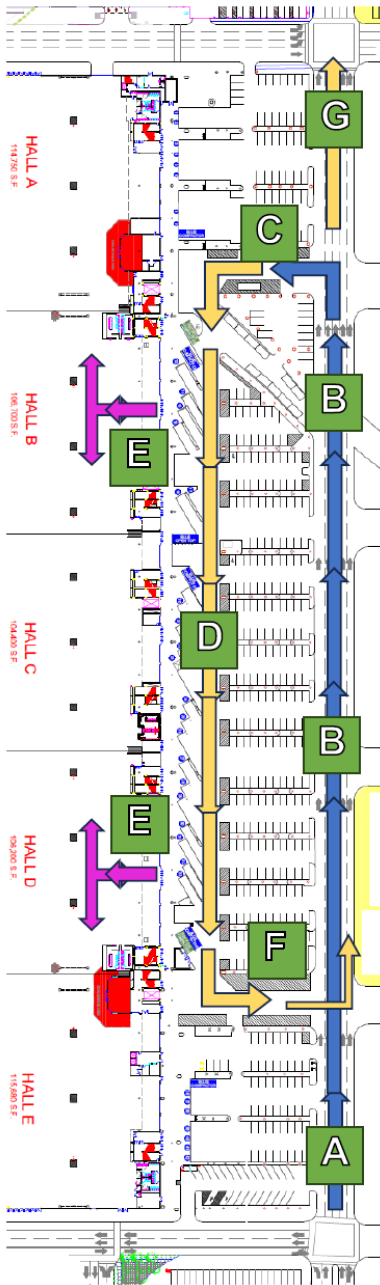
Team(s): _____

Driver Name: _____

Phone #: _____

Dock #: _____

Place this tag on your vehicle dashboard or window while within Loading Dock



Load In Process

DRIVERS MUST REMAIN WITH VEHICLE AT ALL TIMES

[A] – Team Vehicles approach and get into line on Chartres Street. Wait for instructions from Volunteers.

[B] – Vehicles stay in lane and approach slowly. Follow all instructions from Houston Police and others. Team members cannot exit the vehicle to the street.

[C] – Once entrance to the Loading Dock is made, team vehicles will be given a Dock Number. Wait for instructions from Volunteers.

DRIVE SLOW AND WATCH FOR PEOPLE IN THE DOCK.

[D] – Drive to and park at your Dock Number only.

[E] – Team Reps move items from Trailer and bring them to the Loading Dock. Once all items are unloaded, move them into the Venue. Quickly and safely unload all items in a timely manner.

WHILE DRIVING IN DOCK TOWARD EXIT, TURN VEHICLE HAZARD LIGHTS ON.

[F] – Follow instructions from Volunteers to exit Loading Dock. Turn Hazard Lights off before entering the street.

[G] – There is no reentry to the Loading Dock.

VEHICLE PARKING

GRB Parking Garage Locations:

Avenida North Garage:

701 Avenida de las Americas

Avenida Central Garage:

1002 Avenida de las Americas

Avenida South Garage:

1710 Polk Street

Tundra Garage:

1506 Jackson Street

Above-Ground Parking can be found using the Downtown Houston website:



<https://downtownhouston.org/navigate/parking>