

FIRST 2026

CHAMPIONSHIP

PRESENTED BY

BAE SYSTEMS

FIRST **AGE** PRESENTED BY
Qualcomm

***FIRST* Tech Challenge** **Coach Webinar**

April 22, 2026

***FIRST* 2026**
CHAMPIONSHIP
PRESENTED BY **BAE SYSTEMS**

Plan for Today's Call

- Please use the Q&A feature to submit questions.
- Links are clickable on your screen.
 - We will post the recorded webinar and slide deck under the “Pre-Event Communication” tab on our [FIRST Tech Challenge FIRST Championship webpage](#).
 - We will plan to answer related questions at the end of each section.
 - We will have time for additional questions at the end.
- We will not answer questions about robot or game rules.
 - Robot rules questions are best for the Lead Robot Inspectors at the event.
 - [Submit game rule questions](#) to be addressed at the Championship Drivers' Meeting

Meeting Topics

1. General Information on *FIRST* Championship
2. Load-In Information & Venue Security
3. Floorplan and Schedule
4. Judging
5. Inspection
6. Playing Field Info
7. Matches (Qualification, Division Playoffs, da Vinci)

Welcome Coaches



- Congratulations to you and your team for Qualifying for the *FIRST* Championship!
- Everyone worked hard to get to this point in the season, and you help us set the tone for all our competitors. Help us make this the most positive and uplifting experience we can make it for our teams!
- All teams should have a pre-event meeting to review your team's safety plan and discuss your team goals for the event.
 - Proactively think about how you will help your team manage the stress and pressure that can come from attending a multiday capstone competition event.
 - As part of this meeting, please make sure you have emergency contact information for everyone in your travelling party, including other adults.



Best Places to Get *FIRST* Championship Info!



Ahead of and During the Event (Bookmark these!)

- [FIRST Tech Challenge Event Guide Addendum](#)
- [FIRST Event Guide](#)
- 2026 *FIRST* Championship App ([iOS](#) or [Android](#))
- [FIRST Championship Website](#)
- [FIRST Tech Challenge specific FIRST Championship Website](#)

At the Event

- 2026 *FIRST* Championship App
- *FIRST* Tech Challenge Pit Admin (Hall A3, Level 3)
- Information Booth (Level 1, across from Registration)
- [FTC Events](#) Site

Download the App Here!



Load In Options

	How heavy is your Equipment?	What kind of Vehicle(s) are you unloading?	Can the driver execute a u-turn in a confined space?	Are you unloading with an FRC Team?
Option 1: Transit Station	Mostly hand-carry and limited small light weight wheeled carts	Buses, Personal Vehicles, Trailers, Box Trucks	Not Required	No
Option 2: 3rd Floor Loading Dock	Includes Heavy Rolling Carts	Trailers, Box Trucks, Buses	Required	No
Option 3: 1st Floor Loading Dock			Not Required	Yes

1. Unload through the [GRB North Transit Station](#), go up the escalator to the second level, through security, and up the escalator or elevator to the 3rd floor.
 - Carry in equipment through the front doors. Please use Entrance A, which will have appropriate security, and is most proximal to the FTC competition area. Take escalators or elevators to the 3rd floor.
2. Through the 3rd Floor loading dock using a standard vehicle or a trailer with an experienced driver
 - Line up on Chartres street in line to the right, tell the load-in attendant you want to go to the 3rd floor (FTC Dock)
 - Due to construction the “down” ramp is closed and drivers must back into a bay to make the turn around and return the way they have entered.
3. If the team is traveling with a large trailer, they will be routed to the FRC loading dock queue to unload on the first level and use freight elevators to move their belongings to the third level.
 - Line up on Chartres Steet. While in the line for load in, drivers of non-standard vehicles (busses, towing trailers, box trucks) will be asked about their comfort level with a tight turn around, and routed to either the Transit Station, or to the FRC line, depending upon what they are driving.



Entrance A

Hall A
(FTC)

1

2

3

Entry Locations for Teams

1. Through Avenida North Transit Center or Through Entrance A at the front of the building.
2. Via 3rd floor loading docks accessed via Chartres St.
3. Via 1st Floor Loading Dock accessed via Chartres St.

What to Bring Into the Venue

- Robot!
- Pit Materials: tools, spares, judging facilitation displays
- Personal Protective Equipment
 - Safety glasses for everyone in your group – safety glasses are required when working on your robot in the pits and on the competition and practice fields
 - Closed-toe and closed-backed shoes (Crocs do not count as closed-backed shoes)
- Fun Team Attire
 - Tiara – Tiara Friday
 - Suspenders – Suspender Saturday
- Nourishment and Hydration
 - Snack and food
 - Water bottles – refill stations throughout the venue
- Chairs for your Pit if desired

Venue Security

Plan to Arrive 15-20 mins early

Robots can be brought through any entrance, but Entrance A (near the Marrott) will have secondary screening to expedite robots.

Some of the Prohibited Items (Complete list in the [Event Guide](#), Page 8)

- Abusive, foul, or disruptive language
- Aerosol containers of any kind
- Animals (except service animals to aid guests with disabilities)
- Coolers*
- Fighting, taunting, threatening remarks, gestures, or harassment of any kind
- Fireworks, firearms, and weapons of any kind (including parking lots)
- Glass containers of any kind
- Illegal substances, drugs, and drug paraphernalia
- Knives of any length except pocketknives no longer than 4"
- Laser Pointers
- Noisemakers (musical instruments, air horns, whistles, etc.)
- Outside Alcohol/Flasks
- Smoking or the use of vapor (or similar) devices
- Throwing objects
- Unauthorized/unlicensed vendors are not allowed.
- No unauthorized solicitation and materials including handbills, flyers, stickers, giveaways, samples, etc.
- Unmanned Aircraft Systems & Radio-Controlled Model Aircraft/Drones

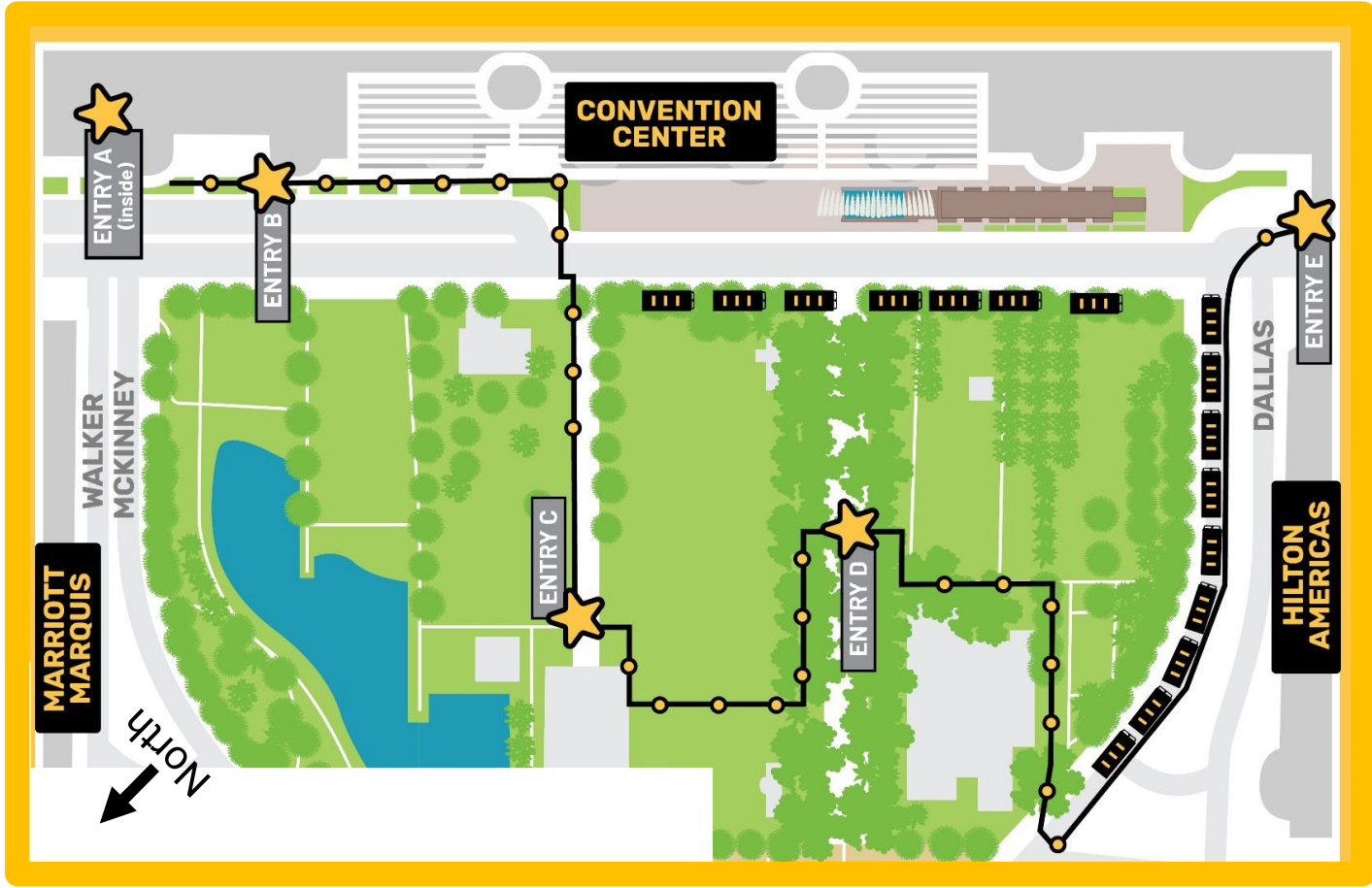
Event security reserves the right to deem any other item inappropriate. No prohibited item will be accepted at the entry gates for safekeeping.

*Exceptions will be made for those with medical requirements and/or special needs. Individuals with these special needs should contact a security person at their entry gate for special attention.

FIRST
2026
CHAMPIONSHIP

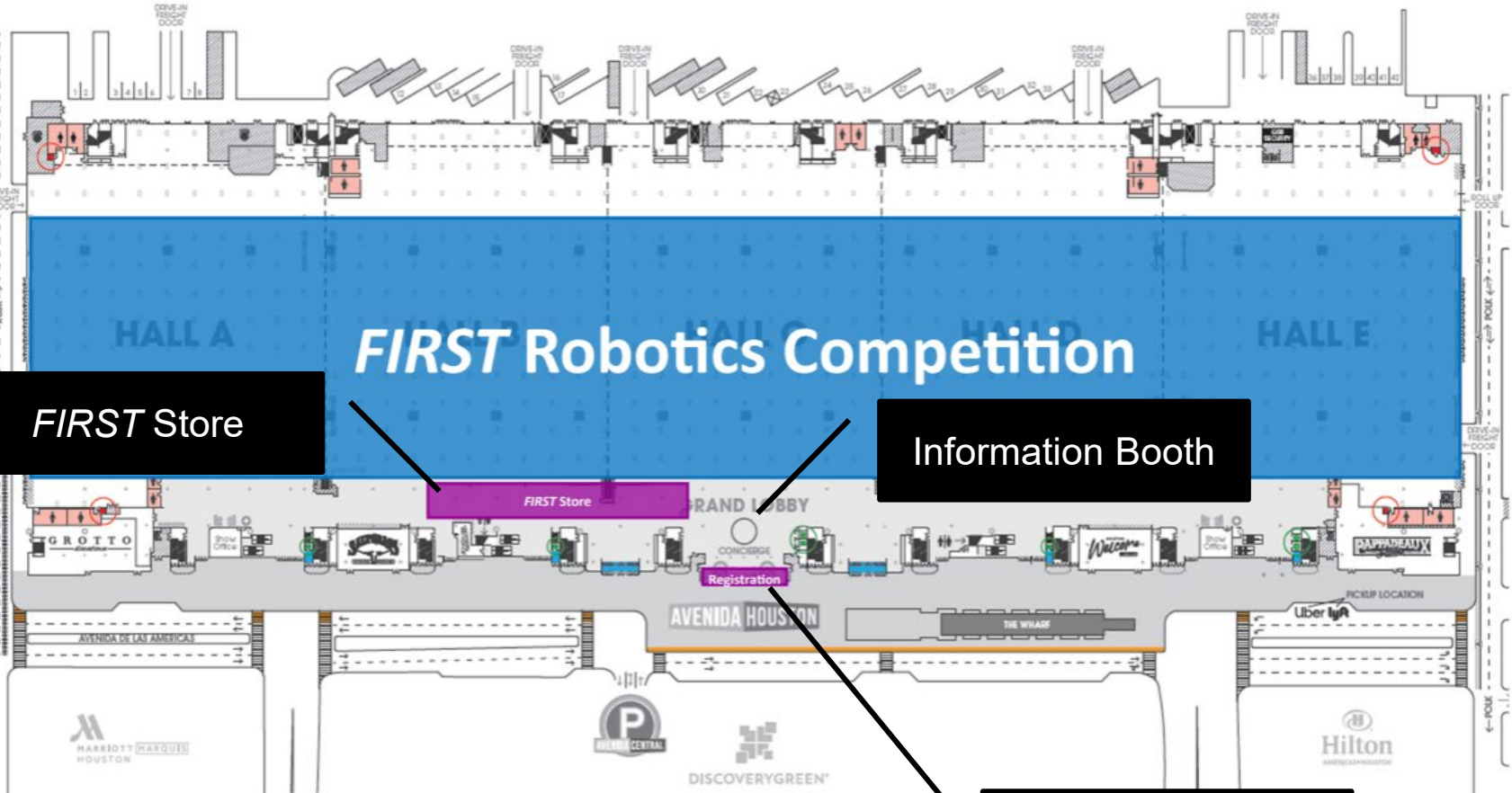
PRESENTED BY

BAE SYSTEMS



LEVEL ONE

North



FIRST Store

Information Booth

Badging and Registration

ADA Stall

Passenger Elevator

Accessible Entrance

Ramps

Single Stall Bathroom

Registration and Badging Hours

Central Registration (First Floor)

Date	Open	Close
Tuesday, April 28, 2026	7:00 AM	6:00 PM
Wednesday, April 29, 2026	7:00 AM	6:00 PM
Thursday, April 30, 2026	7:00 AM	6:00 PM
Friday, May 1, 2026	7:00 AM	6:00 PM
Friday, May 2, 2026	7:00 AM	2:00 PM

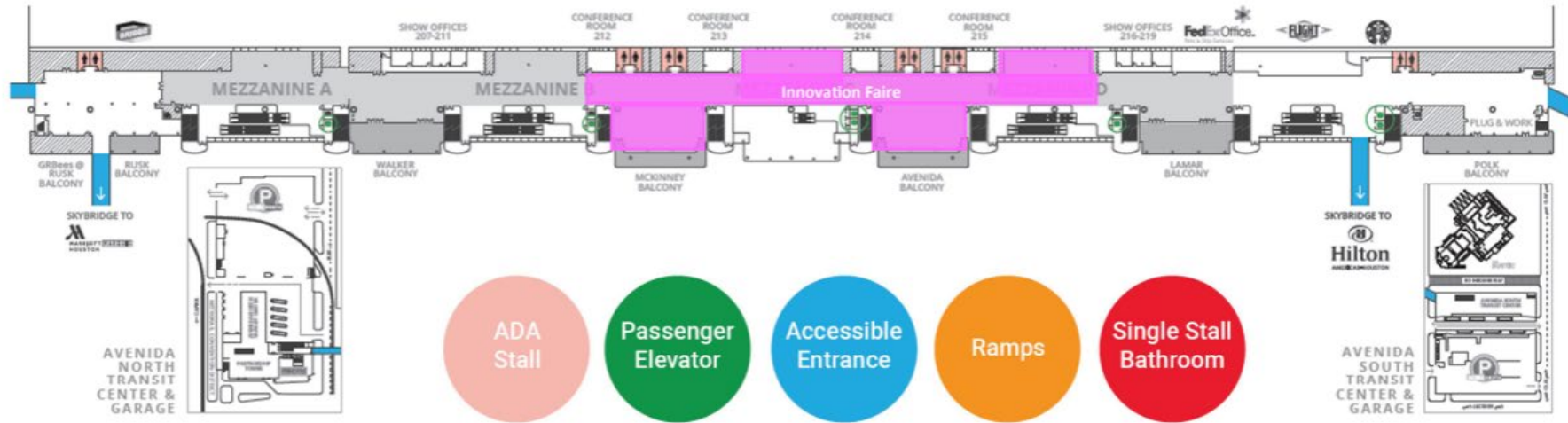
Satellite Registration (Third Floor, FTC Pit Admin)

Date	Open	Close
Wednesday, April 29, 2026	7:30 AM	6:00 PM



Level Two: Innovation Faire, Skybridge Access from Marriott, Starbucks, Nursing Mothers Room

LEVEL TWO

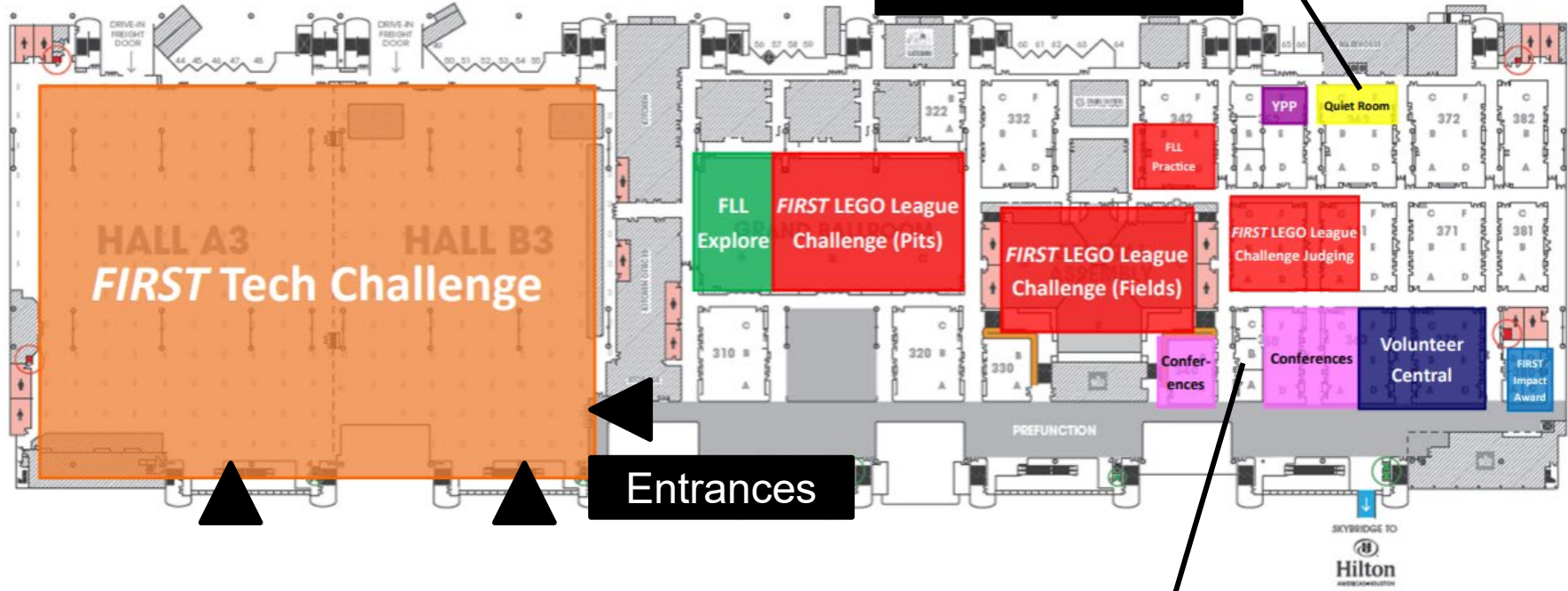


- ADA Stall
- Passenger Elevator
- Accessible Entrance
- Ramps
- Single Stall Bathroom



LEVEL THREE

Quiet Room



Entrances

Conferences

North

- ADA Stall
- Passenger Elevator
- Accessible Entrance
- Ramps
- Single Stall Bathroom

FIRST 2026 CHAMPIONSHIP

PRESENTED BY

BAE SYSTEMS



Doors from 3rd Floor Hallway













Escalator

Elevator

Escalator

Team Pits

- Team pits will be 10' x 10' x 10' (3.05 x 3.05 x 3.05 meters)
- Must be safe and structurally sound
- Teams will receive one (1) 6' (1.8 meter) table and one (1) power source
 - Teams should bring power strip and adaptors as needed
 - US power outlets operate at 120V and 60Hz, typically using Type A (two flat parallel prongs) or Type B (two flat prongs and a round grounding pin) sockets.
- Pits will not have any chairs, so BYOC! (bring your own chair!)
- Pits will be divided by pipe and drape
- Pits use a street addressing system (Similar to FRC)
 - Streets A Street – I Street West to East
 - Numbers count up from south to North (Odds on the east side of the aisle and evens on the west)
- [Pit Map is available here!](#)
 - Teams will be assigned pit locations after divisions are released

	Logo	Pipe & Drape	Paper Color
Edison		Gold	 <small>EAGL22201CY</small>
Franklin		Purple	 <small>EAGL22201PK</small>
Goodall		Blue	 <small>EAGL22201BE</small>
Jackson		Black	 <small>EAGL22201BN</small>
Lovelace		Hunter Green	 <small>EAGL22201GN</small>
Ross		Grey	 <small>EAGL22201GY</small>

Safety Glasses – Updated Guidance

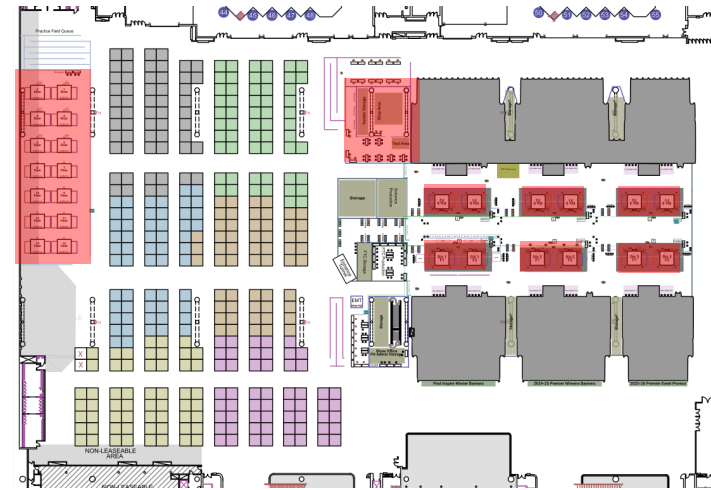
Teams are (still) expected to bring enough safety glasses to ensure that all of their team members and guests can wear safety glasses as required.

All teams will be offered some safety glasses at check-in if they forgot to pack them.

Marked loaners for matches will be available in each Division.

All individuals are required to wear safety glasses when:

- In the practice field area
- When near the Playing fields (on the carpeted area)
- In their pit when working on or operating their robot



Event Schedule

Tuesday, April 28, 2026

No Required Team Activities	
7:00 AM – 6:00 PM	Optional, Lead Coach 1 and 2 can Pick up Team Badges at 1st Floor Registration

Wednesday, April 29, 2026

7:30 AM	Pits & Team Check-in Open
8:00 AM – 6:00 PM	Quiet Room Open – located on level 3, 362CF
9:00 AM	Inspection Opens
9:00 AM – 12:45 PM	Competition Fields Open for Measurement and Robot Calibration (T205)
12:00 PM	Practice Fields Open (Teams must have passed inspection E116)
12:00 PM	Drivers' Meeting Questions due (No live questions will be answered)
2:00 PM – 2:45 PM	Drivers' Meeting – Franklin Division (Drivers report to the stands)
3:30 PM – 6:30 PM	Practice Matches (completed inspection not required, see Section 3 for details)
6:00 PM	Team Check-in Deadline (I102)
6:30 PM	Practice Fields Close 30 minutes before pits close
7:00 PM	Pits & Inspection Close

Event Schedule

Thursday, April 30, 2026

7:30 AM	Pits (including Robot Help and Inspection) Open
7:45 AM – 8:15 AM	Competition Fields Open for Measurement and Robot Calibration (T205)
8:00 AM – 6:00 PM	Quiet Room Open – located on level 3, 362CF
8:30 AM – 9:00 AM	Opening Ceremonies (Teams Scheduled for Matches 1 & 2 should report directly to Queueing)
9:00 AM – 6:00 PM	Qualification Matches
9:15 AM	Practice Fields Open and Judges in the Pits for Interviews (No Team Judging During Division Breaks)
11:00 AM – 12:30 PM	Division Break – Edison and Franklin
11:30 AM – 1:00 PM	Division Break – Goodall and Jackson
12:00 PM – 1:30 PM	Division Break – Lovelace and Ross
5:00 PM	Judging Done for the Day
6:00 PM	Practice Fields Close 30 mins before pits close
6:30 PM	Pits (including Robot Help and Inspection) Close

Friday, May 1, 2026

7:30 AM	Pits (including Robot Help and Inspection) Open
7:45 AM – 8:15 AM	Competition Fields Open for Measurement and Robot Calibration (T205)
8:00 AM – 6:00 PM	Quiet Room Open – located on level 3, 362CF
9:00 AM – 6:00 PM	Qualification Matches
9:15 AM	Practice Fields Open and Judges in the Pits for Interviews (No Judges During Division Breaks)
11:00 AM – 12:30 PM	Division Break – Edison and Franklin
11:30 AM – 1:00 PM	Division Break – Goodall and Jackson
12:00 PM – 1:30 PM	Division Break – Lovelace and Ross
12:00 PM – 1:00 PM	<i>FIRST</i> Leadership Award Celebration – Hilton America's Ballroom. Doors open at 11:15am
5:00 PM	Judging is Concluded
6:00 PM	Practice Fields Close 30 mins before pits close
6:30 PM	Pits (including Robot Help and Inspection) Close

Saturday, May 2, 2026

7:30 AM	Pits Open
8:00 AM – 8:30 AM	Alliance Selection - Drivers Meeting to Immediately follow Alliance Selection
8:30 AM – 9:15 AM	Competition Fields Open for Measurement and Robot Calibration (Playoff Teams Only)
9:15 AM – 11:15 AM	Practice Fields Open (Playoff Teams Only)
9:30 AM – 11:30 AM	Division Playoff Matches and Division Awards
11:30 AM – 1:30 PM	Lunch
1:30 PM – 5:00 PM	<i>FIRST</i> Tech Challenge Event Finale (Including da Vinci Round Robin Tournament, da Vinci Final Matches, Inspire Award Ceremony, and Game Preview)

Food in and around the Venue



Be Schedule Aware

- Please be aware of the event schedule and keep track of when your team's matches will play including any replays.
- We cannot hold matches waiting for teams to come back from lunch
- Plan ahead on how you will feed your team, thousands of other hungry teenagers are also trying to eat at the same time.
- Divisions will have staggered lunch breaks

Food Options

- The food kiosks in the GRB are CASHLESS – only Debit or Credit cards are Accepted
 - The kiosks to load cash onto cards which were available last year, are not available
- Some food trucks outside will accept cash.
- Outside food and beverages **are** allowed to be brought into the GRB (**New 2026**)

Team Buttons



Drive Team Buttons

- 3 Drive Team Member & 1 Driver Coach buttons are provided to each team in the Welcome Packet at Pit Admin. These buttons must be worn by the Drive Team to participate in matches.

Media Button

- 1 Media button & instructions are provided to each team in the Welcome Packet at Pit Admin.
- A team member with the media button is granted Arena access and access to the media area in front of the fields during their team's matches. (G207)

Pit Crew Buttons (Playoffs Only)

- 3 Pit Crew buttons will be provided to each team participating in Playoffs on Saturday morning, following Alliance Selection
- Pit Crew members may be students or adults who are granted Arena access. (15.4, T704)

Please do not lose your team's buttons or leave them at the hotel!

Judging - Know Before You Go

- **Review the Competition Manual**

- Section 6.3 (Team Judged Award Descriptions)
- Section 15.1 (Award Modifications)

- **Portfolios**

- **New for 2026 FCMP:** Already submitted to ftc-scoring.
- Recommend having a copy available in your Pit (digital or physical)!


- **Other Changes for the 2026 FCMP**

- No Structured Interviews (replaced by Pit Interviews).
- Each division will hand out one (1) Judges' Choice Award.

Judging - Know Before You Go



- **Good practice:** Have a representative in your Pit that knows the team's location!
 - Judges will respect lunch and match schedules, but Pit Interviews may take place outside of your physical Pit (Practice Field line or Match Queuing line).
 - Judges will use **neon** “Sorry We Missed You” signs (if needed), please look out for them!
- **Pit Admin is your friend!** Speak to them if:
 - You plan to use a translator. (**When you first check-in to the event!**)
 - You need to speak with a Judge Advisor. (Provide your team number, division, and reason.)
- Team packets will include a handout summarizing the judging timeline.



Judging - Wednesday and Thursday



- **Wednesday** - No judging activities take place!
- **Thursday**
 - First round of Pit Interviews take place (Starting at 9:15 AM local time).
 - Each interview will be approximately 10 minutes long. The team decides how to spend the time.
 - Teams will be given the choice to give a 5-minute presentation.
 - All teams will be asked the same starting TA & MCI questions (see Section 15.1.2).
 - Remaining time is spent as a Q&A session.
 - Second round of Pit Interviews take place (Afternoon until 5 PM local time).
 - Q&A session, like Pit Interviews have been done at events this season.
 - Not all teams will see a second group of Judges today - Interviews will continue Friday!

Teams are expected to be available for interviews until 5 PM CDT Thursday and Friday.

Judges will review content in the Pits but will not bring it back to the Deliberation Room.

Judging - Friday and Saturday



- **Friday**

- Second round of Pit Interviews continue (9:15 AM until 5 PM local time)
 - Q&A session, like Pit Interviews have been done at events this season.
- The *FIRST* Leadership Award will be given out in a separate ceremony on this day.

- **Saturday**

- Division-specific awards are distributed between the morning Playoff Matches.
- The event Inspire Award winner is named during the da Vinci Playoff Matches.
 - Selected from the pool of 1st Place Inspire Award winners.
(This means the event Inspire Award team will receive **two (2)** Inspire Award trophies!)

Teams are expected to be available for interviews until 5 PM CDT Thursday and Friday.

Judges will review content in the Pits but will not bring it back to the Deliberation Room.

Robot Help & Inspection “Robot Hospital”

Home Base for all Inspectors, CSAs, Vendor Experts & General Robot Support

- Concierge Check-in for all Robot Help
“I need help, please direct me.”
- (Limited) Spare Parts
- Vendor Product Experts
(AndyMark, goBILDA, REV, Studica)
- Control System Troubleshooting
- Tools & Limited Machine Shop (volunteer supported, not for team use)
- Reinspection (as needed)



Inspection Process

Wednesday April 29th – 336 robots in 10 hours.

New schedule, unfamiliar to many teams & volunteers – Wednesday will be a busy day!

We encourage you to arrive at the venue and finish team check-in as early as possible. **(+ start inspection!)**

NEW Inspection Process 2026: *Unscheduled, “first come, first served”*

- After load-in and team check-in...
- Visit the “Robot Hospital” (with your robot, driver station, controllers, and battery) to start the Inspection process.

Step 1: Robot Size Measurements, Robot Weight & Photo

Step 2: Pit Inspectors meet you in your team’s pit to check General Robot Requirements. (Using the same Inspection Checklist as other events.)

Note: *Robot Weights & Photos are NOT related to inspection Pass/Fail. These are only collected for FIRST data purposes.*



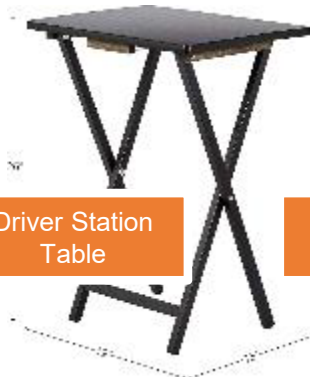
Robot Wi-Fi Channels

Wi-Fi Channels will be assigned to each team to ensure event consistency.

- After divisions are announced, you will be able to see your assigned Wifi channel in [FTC Scoring](#) (where you uploaded your Portfolios).
- **Inspection Top Tip:** If you set your team's channel ahead of time, it will make your robot inspection go faster.
 - (Otherwise, Inspectors will help you set your channel during inspection)

Elevated Fields & Ladders

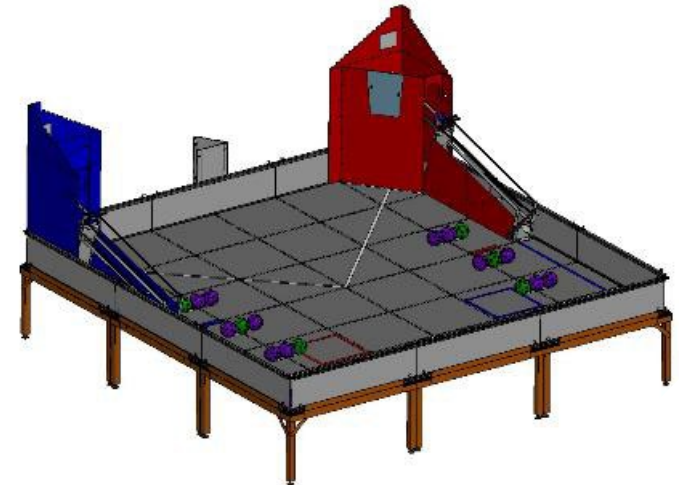
- Competition Fields will be elevated on 24 in. (61 cm) tall risers (FTC.RoboSource.net Gen2 Portable Riser)
- Fields will have a 3-step ladder for entry/exit, centered on the non-audience wall (under the obelisk).
- 26 in. (66 cm) tall tables will be provided for Driver Station stands
- 20 in. (51 cm) tall tables will also be available for Human Players to use as “Artifact Tray” stands.
- Obelisk will be placed on the step-ladder and will serve as a "gate" for field access.



Driver Station
Table



“Artifact Tray”
HP Table



Elevated Field Access

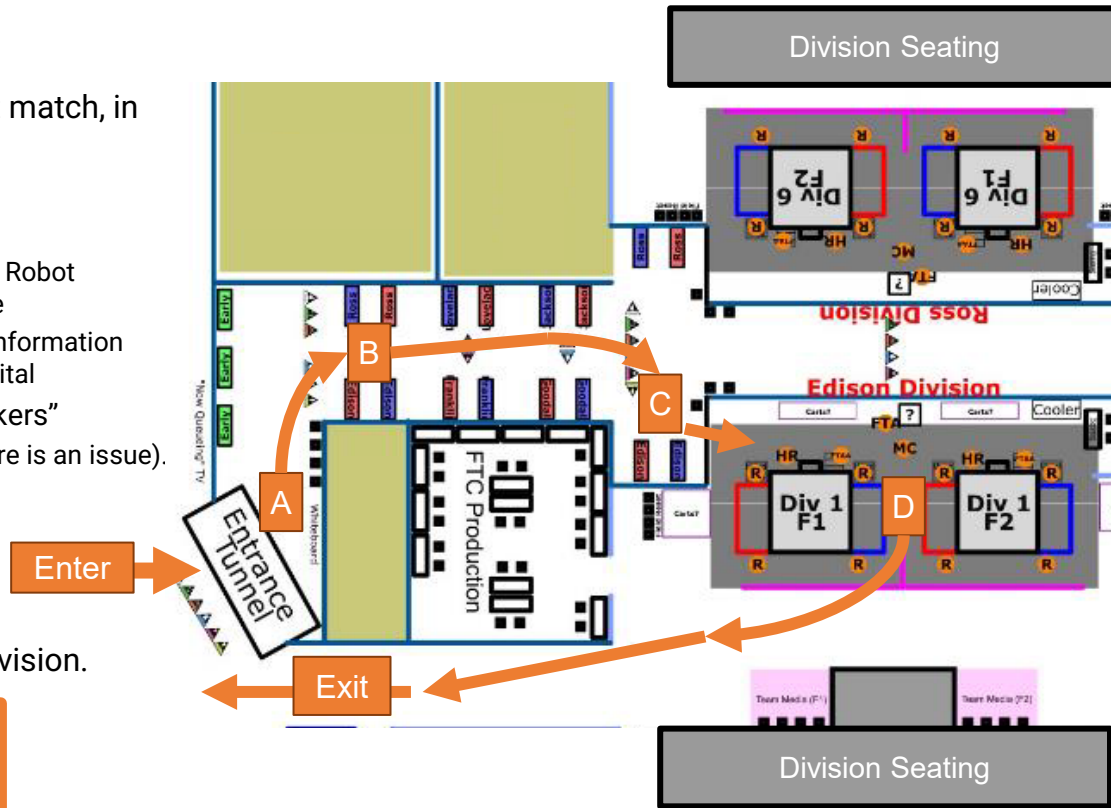
- Drive Teams should do as much setup & retrieval from "off-field" as possible
- Drive Teams WILL be allowed on the field pre-/post-match.
- Teams are allowed to (carefully) drive their robots to the side of the field post-match.
- Ladder Guidelines:
 - **The ladder should always be used** to enter/exit the field.
 - **Robots should not be carried on the ladder.** They should be placed on the field by the edge, then retrieved after traversing the ladder.
 - Any unsafe **"Horseplay"** behavior is not permitted.
- Please follow field staff instruction and guidance.



Queuing Overview

High Level Process:

- Determine it's time to queue** for your team's next match, in one of several ways:
 - Receive an alert from Nexus
 - Watch "Now Queuing" TVs
 - "Now Queuing" TVs at: Practice Fields, Robot Hospital, outside of Queuing Entrance
 - TVs with rankings and current match information available at Pit Admin and Robot Hospital
 - ...be alerted by volunteer "Runners" "Brisk Walkers"
(Please don't make them come find you, unless there is an issue).
- Go to the Field Entrance Tunnel**
(with everything you need to play your match)
- Check-in** with Volunteer "Greeters"
- Volunteers will Guide you to "on-deck"** at your division.



Learn about [Nexus for FTC](#):

Each team has a unique QR code to sign up for notifications (SMS, Slack, Discord)

See ftc.nexus

Practice Fields

All Practice Fields are “first come, first served”

- 2 teams per practice field
- We will run all fields together on a 10-minute cycle (*approximately 7-8 minutes of run time*).
- Robots must pass inspection to use the Practice Fields
- Fast-lane tickets for robots shipped to FCMP.

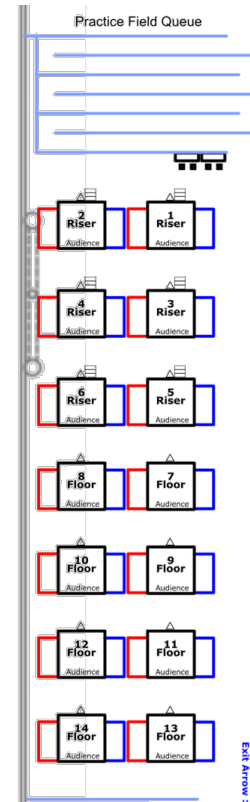
Saturday Practice Fields: (Same Flow, Same Cycle)

- Only for Divisional Playoff Alliances
- Each Playoff Alliance gets a field to themselves.
- Open until Lunch: we are **not** giving away elements (please don't take our fields...)

(14x) Practice Fields
(6x) on Field Risers



Eye Protection is Required
in the Practice Field Area
when fields are “Open”



Robot Sensor Calibration Opportunities


Schedule:

- Wednesday 9:00am – 12:45pm
- Thursday 7:45 am – 8:15 am
- Friday 7:45 am – 8:15 am
- Saturday 8:30 am – 9:15 am (Playoff Teams Only)
- Saturday 12:30 pm – 1:30 pm (da Vinci Teams Only)

Location: Competition Playing Fields

Rules:

- Field measurement and sensor calibration activities per T205 only.
- Do not test/practice AUTO or TELEOP programs.
- Team members with drive team badges are allowed at the field.
- Be considerate of other teams' time, playing field access, etc.



Drivers' Meeting

Schedule: Wednesday 2:00 pm

Location: Franklin Stands

Overview:

- All divisions will broadcast the Drivers' Meeting on the displays & speakers.
- All Drive Team members should attend this meeting and sit in the stands.
- Topics will include rules and gameplay.
- **All questions must be asked in advance** through the [online submission form](#) by Wednesday at noon.
 - This QR code will be available at Pit Admin!



*Drivers' Meeting
Question Form*



Practice Matches

Schedule: Wednesday 3:30 pm – 6:30pm

Location: Competition Playing Fields

This is practice for teams and field staff at their division's competition fields

- Scores are not official/used for rankings
- Opportunity to practice the Qual Matches process, flow, loading on/off the field
- Teams are strongly recommended to participate in their scheduled practice matches
- Robots do not have to pass inspection to participate in *scheduled* practice matches
- 2 Practice Matches scheduled per team, 28 Practice Matches per division
- There will be a filler line – teams must pass inspection to use the filler line
 - See section 13.5.1 in the [Competition Manual](#) for how the filler line works.

Qualification Matches



Schedule: Thursday & Friday 9:00 am – 6:00 pm

Location: Competition Playing Fields

Teams will compete in 10 qualifying matches

- **Teams are responsible for getting to their matches on time**, but there will be assistance from Nexus notifications (must opt in!) & queuers.
- Please listen and be respectful to the queuers.
- Rankings are within each division based on the results of all scheduled qualification matches.
- Questions may be asked in each division’s question box per 13.4 in the [Competition Manual](#).

Edison	Qual Matches	Rankings
Franklin	Qual Matches	Rankings
Goodall	Qual Matches	Rankings
Jackson	Qual Matches	Rankings
Lovelace	Qual Matches	Rankings
Ross	Qual Matches	Rankings



Division Playoff Matches

Schedule: Saturday 9:30 am – 11:30 am

Location: Competition Playing Fields

Alliances will play in an 8-Alliance Bracket in Division Playoffs

- **Alliance Selection: Saturday morning at 8:00 am.**
- **3-team Alliances** will be selected per 15.3
- Division playoff bracket is detailed in 13.7.6
- Division Awards will be given during Playoffs.
- Up to 3 additional "Pit Crew" members per team can have Arena access during Playoffs (division & da Vinci).

Edison	Playoff Info
Franklin	Playoff Info
Goodall	Playoff Info
Jackson	Playoff Info
Lovelace	Playoff Info
Ross	Playoff Info

da Vinci Playoff Matches

Schedule: Saturday 1:30 pm – 5:00 pm

Location: da Vinci Fields (converted Franklin & Lovelace fields)

Division Champions play in a Round Robin Tournament

- Every Alliance will play each of the other Division Champions over 5 rounds in a 15-match Round Robin.
- Top 2 Ranked Alliances from the Round Robin play a double elimination final to become the...
2026 FIRST Championship Event Winners.
- Details are in the Competition Manual, Section 15.5!
- Match information on ftc-events: [da Vinci Playoffs](#)



FIRST Block Party at Discovery Green



- Activities in Discovery Green each night
- Green space located outside main entrances of GRB Convention Center
- Available Wednesday, Thursday, and Friday evenings from 6 pm – 8 pm
- Activities include: giant family and lawn games, live band karaoke, silent disco, and musical acts



Accessibility

- Accessible seating is available for each division
- Lactation pods are available in the north and south side of Level 2
- Prayer room – Marriott hotel, Montgomery A & B
- Quiet room – GRB Convention Center, Level 3, Rooms 362CF
- Single Stall Restrooms – Available throughout the building
- Program Specific Details in the [FIRST Tech Challenge Event Guide](#)
- Event Accessibility Details in the [FIRST Championship Accessibility Guide](#)

Load Out

- Load out in a similar manner to how your team loaded in
- Teams who shipped their robot to the venue will have their return shipping labels delivered to their pits on Thursday afternoon.
- Teams carrying out their robot must be packed and ready before your driver gets in line.
- Detailed instructions are in the [FIRST Tech Challenge Load Out Guide](#)

In Closing

- Congratulations again on qualifying for the 2026 *FIRST* Championship!
- We look forward to seeing you in Houston!

