

FIRST.2024 CHAMPIONSHIP

PRESENTED BY

BAE SYSTEMS

FIRST. IN **SHOW.**

PRESENTED BY **Qualcomm**


2024 *FIRST* Championship *FIRST* Tech Challenge Coach/Mentor Orientation

April 10, 2024 8pm EST



Hi! I'm Marissa!

FIRST.2024 **CHAMPIONSHIP**
PRESENTED BY **BAE SYSTEMS**



Ahead of the Event

- *FIRST* Championship Website: <https://www.firstchampionship.org/>
- *FIRST* Tech Challenge Event Guide Addendum: <https://www.firstchampionship.org/sites/default/files/2024/2024-FIRST-Tech-Challenge-Addendum.pdf>

At the Event

- On-Site Information Booth (Level 1)
- On-Site *FIRST* Tech Challenge Pit Admin (Level 3 - Hall B3)
- *FIRST* Championship App: [2024 *FIRST* Championship App](#)

Download the app!




Gracious Professionalism

Each and every volunteer, team member, and coach deserves to be treated with *Gracious Professionalism*, on and off the field.

Gracious Professionalism is a huge part of the ethos of *FIRST* and something that really makes our programs and competitions unique. As a *FIRST* Championship advancing team we ask you to always demonstrate Gracious Professionalism at this event, and to be a role model for others at *FIRST* Championship.

Gracious Professionalism is something that makes *FIRST* – *FIRST* and a program that YOU can be proud to be a part of.



FIRST Championship *FIRST* Tech Challenge Goal



- *FIRST* Tech Challenge has a staff of 9 people
- We have over 300 volunteers working to make this event successful
- Please be gracious and respectful when interacting with our volunteers and teams at the event
- Our goal for this event is to make sure all our teams and volunteers have the very best experience possible!

1. Make sure everyone competing with your team has filled out the Consent & Release form online and bring a paper copy of your team roster for check-in at Pit Admin, you will not be able to check in without providing your team roster.
2. Pack ROBOT, tools, spare batteries, and spare parts carefully.
3. Make sure team number is on the outside of the front cover of your engineering portfolio.
4. Register in advance, include team and spectator names so that you can print all your badges quickly and easily:
 - <https://firstteams-2024.streampoint.com/>
 - Confirmation will have the subject line “Your FIRST 2024 Registration Confirmation”, email is FIRSTregistration@streampoint.com
5. Read the Event Guide and *FIRST* Tech Challenge Event Guide Addendum.

Consent & Release Form

- Sign the Consent & Release Form electronically in your *FIRST* account:
<http://my.firstinspires.org/Dashboard>
- Log into your account and select 'Consent & Release Form' from the profile menu in the upper right-hand corner
- Click 'Accept' at the bottom of the form
- Completion of the current season *FIRST* Consent and Release Form is a requirement for participation at all official *FIRST* events, including the 2024 *FIRST* Championship



What to Bring

- Robots, tools, spares
- Engineering Portfolio (with your team number on the outside of the front cover)
- Team Attire
- Safety glasses for everyone in your group – you **MUST** wear safety glasses in the pits and on the competition fields
- Closed-toe and closed backed shoes
- Water bottle – refill stations throughout the venue
- Tiara – Tiara Friday
- Suspenders - Suspender Saturday
- Gracious Professionalism
- Copy of the Game Manual Part 1 and 2
- Copy of the latest and greatest game forum
- Chairs (if you want them for your pits, mark them with your team number)

Arrival Information

Once you arrive at Houston, you will be responsible for your own ground transport from the airport.

- Renting a vehicle
- Shuttle
- Uber/Lyft/Taxi
- Hotel shuttle (if applicable-contact your hotel for details)

Whatever transportation you chose, reserve ahead of time to ensure you have a ride.

See Appendix for transport details and pricing

Metro Passes (discounted)


FIRST.2024 **CHAMPIONSHIP**
PRESENTED BY **BAE SYSTEMS**

POWER YOUR TRAVELS TO THE
2024 FIRST ROBOTICS CONFERENCE

Conference attendees can now explore our nation's fourth largest city with the **METRO FIRST Robotics Convention Pass**. Enjoy unlimited local bus and light-rail service, April 17 – 20, including travel to destinations across the city.


Pass Options

Single Day Pass (Student) - \$1.50	CLICK HERE TO BUY
Single Day Pass (Adult) - \$3.00	



**DAY
PASS**

METRO



METRO
RideMETRO.org | Call or text 713-635-4000

[Click here to buy discounted* day pass](#)

*Pass is a discount only if you are riding 3 or more times a day

Or use the [Championship App](#)

See Appendix for metro info

Tuesday, April 16, 3:00pm – 6:30pm: Load In & Robot Helpdesk.

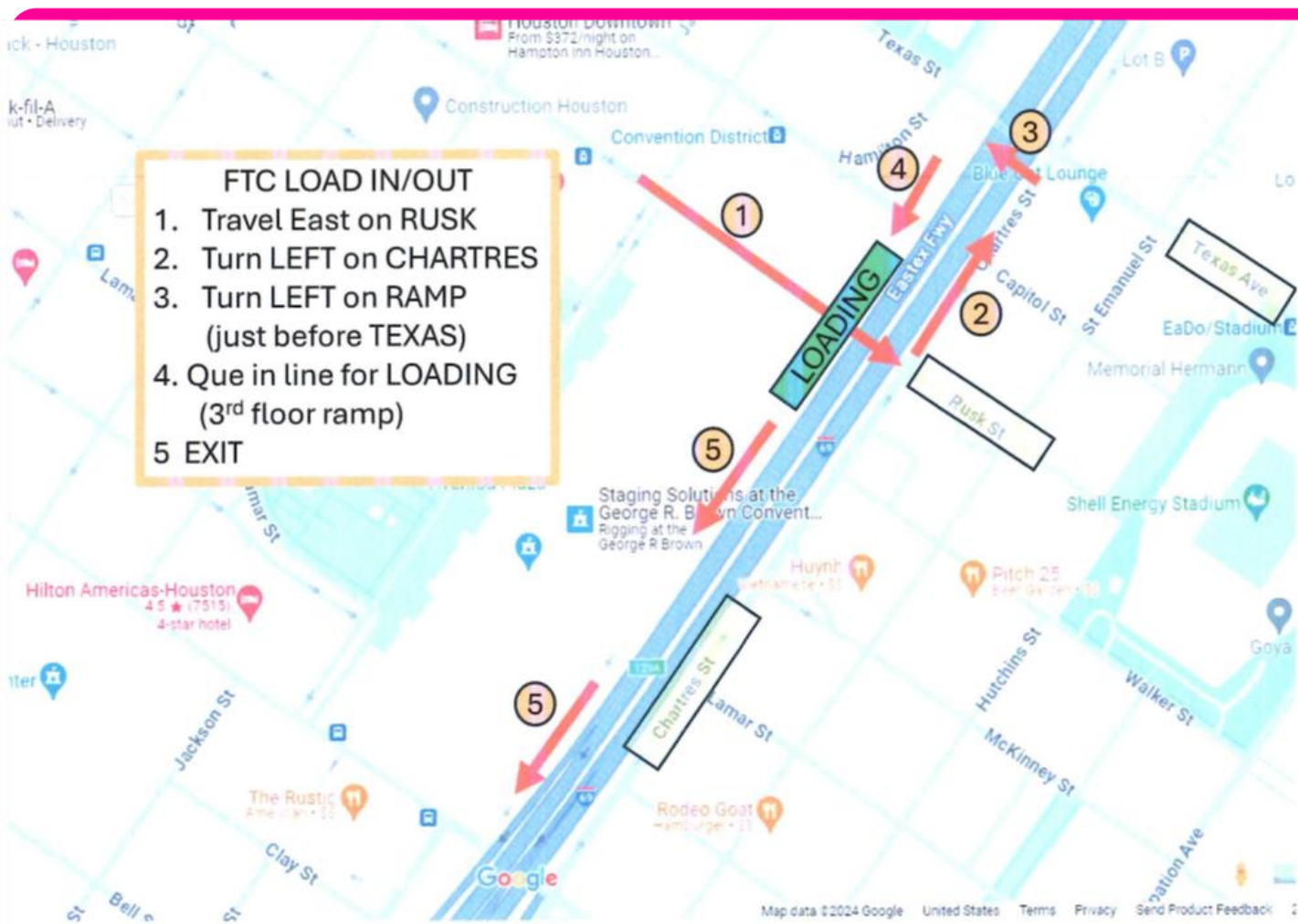
Wednesday, April 17, 7:00am – 8:00am: Load In.

Load In Process:

- Team will drive up to the third-floor loading dock at the entrance located on Chartres Street (on the back side of the George R. Brown Convention Center). Our loading docks will be behind Hall A and Hall B.
- Team vehicles will be check in at the entrance to the ramp, and then proceed up the ramp.
- Team vehicles will be directed to spaces by load in volunteers.
- Teams traveling in multiple vehicles need to arrive together in order to get load in spaces together.
- Teams cannot unload on Chartres Street or Avenida de Las Americas.
- **Teams cannot leave vehicles unattended at ANY time.**
- **Please familiarize yourself with the parking options available in this document ahead of load in.**

FTC LOAD IN/OUT

1. Travel East on RUSK
2. Turn LEFT on CHARTRES
3. Turn LEFT on RAMP (just before TEXAS)
4. Que in line for LOADING (3rd floor ramp)
5. EXIT



When You Arrive

Team Check-In is Tuesday, 3pm-6:30pm CT, in Hall B3 – Level 3

1. Check-in packet will be at FTC Pit Admin
 2. Pick up printed team & spectator badges at registration kiosk
 3. Robot Helpdesk Available
- Set up team pit space
 - Look through your team packet, save your driver and coach buttons (you will not receive spares)
 - Check out your robot field inspection and judging schedule



Registration and Badging Hours

Registration and Badging Hours

Central Registration Hours:

Date:	Open:	Close
Tuesday, April 16, 2024	7:00 AM	6:00 PM
Wednesday, April 17, 2024	6:00 AM	8:00 PM
Thursday, April 18, 2024	7:00 AM	6:00 PM
Friday, April 19, 2024	7:00 AM	6:00 PM
Saturday, April 20, 2024	7:00 AM	2:00 PM

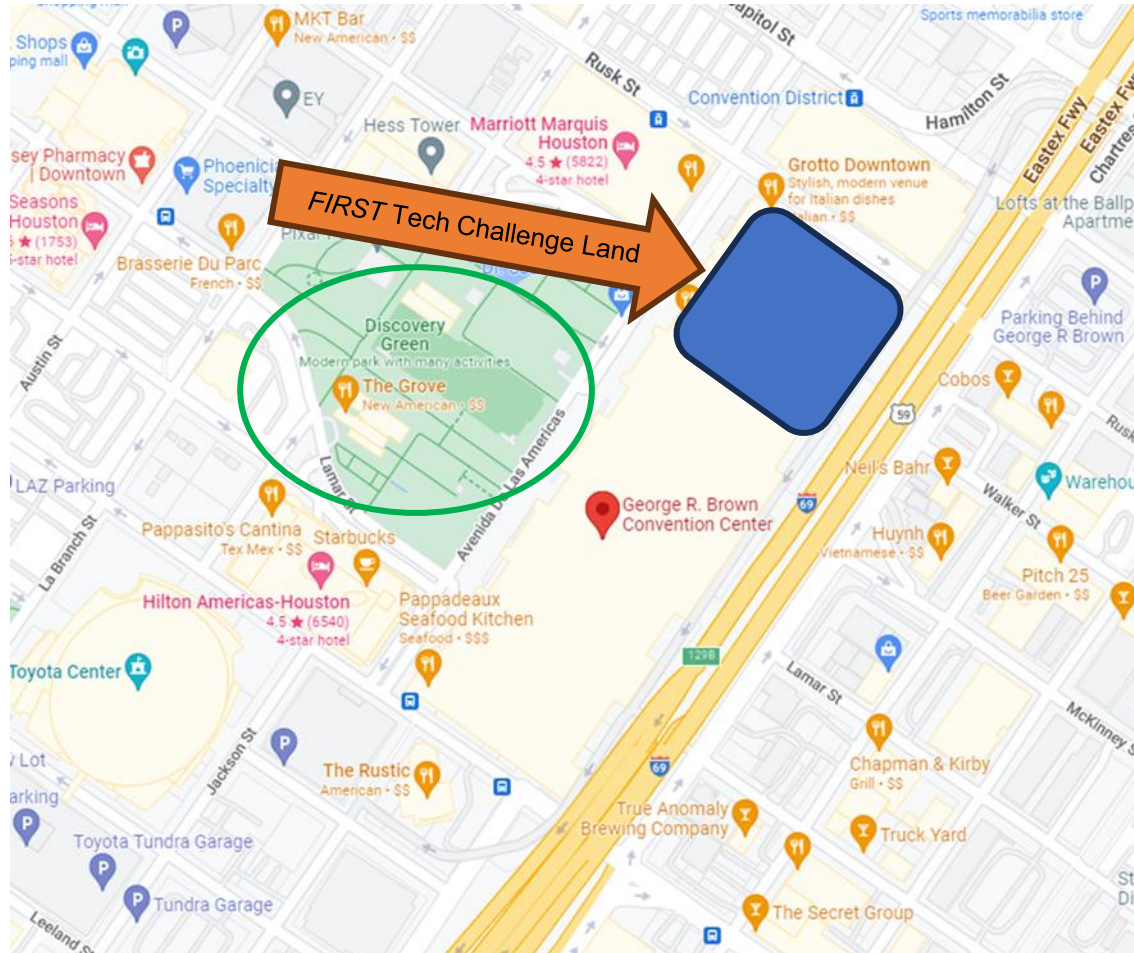
Satellite Registration Hours:

Date:	Satellite Area:	Open:	Close:
Tuesday, April 16, 2024	FIRST Tech Challenge	3:00 PM	6:30 PM
Wednesday, April 17, 2024	FIRST Tech Challenge	7:00 AM	12:00 PM
Wednesday, April 17, 2024	FIRST Robotics Competition	7:00 AM	7:30 PM
Wednesday, April 17, 2024	FIRST LEGO League Challenge	11:00 AM	3:00 PM



Robot Help Desk

- **Help Desk Hours:** Tuesday, 3:00 p.m. - 6:30 p.m.
 - No appointment necessary.
- **Location:** Near Pit Admin.
- **What to Expect:** Experts are available to help teams with software, electrical, hardware, and inspection concerns.
- **Self-Service Robot Size Station:** Teams may use a self-service robot size tool to unofficially verify compliance with rule <RG02>.



FIRST.2024
CHAMPIONSHIP

PRESENTED BY **BAE SYSTEMS**

Venue Overview



George R. Brown Convention Center

- Convention Center [Website](#)
- 1001 Avenida De Las Americas, Houston, TX 77010
- Venue has Three levels with escalators and elevators available.
 - *Wear comfortable shoes!*

GRB Layout Overview

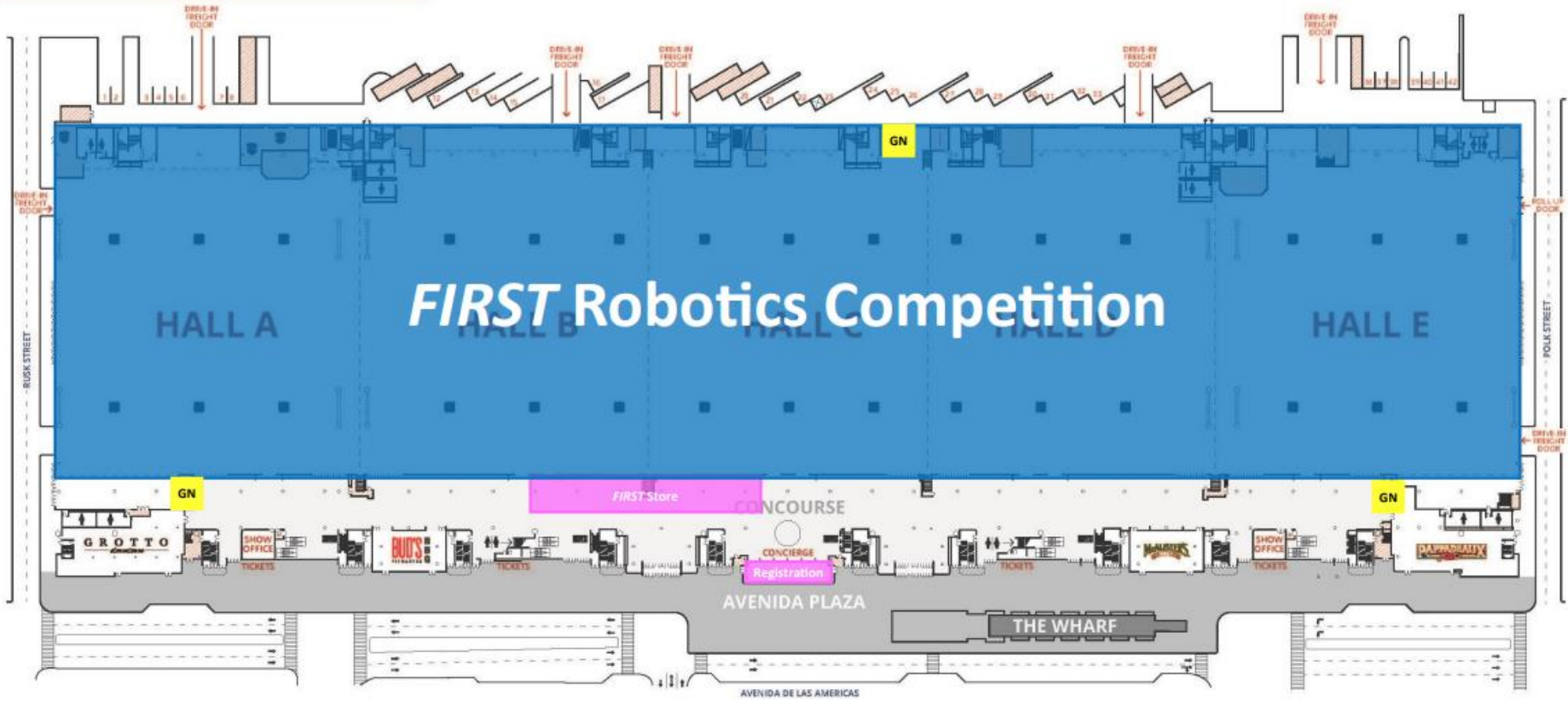
GRB has three main levels:

- Level One: Registration and Info Booth, *FIRST* Store, *FIRST* Robotics Competition
- Level Two: Innovation Faire, Skybridge Access from Marriott, Prayer Rooms, Starbucks
- Level Three: *FIRST* Tech Challenge, *FIRST* LEGO League, Conference, Judging, Quiet Room, Skybridge Access from Hilton, Nursing Room

Main Entry doors are on Level One. Additional Points of Entry to GRB:

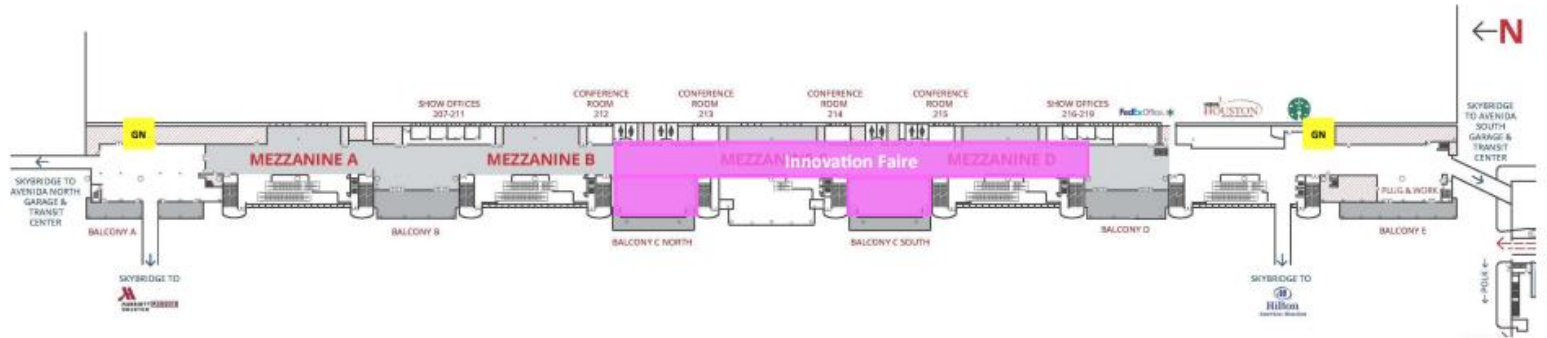

- Hilton Skybridge opens first at 5:30AM
- Marriott Skybridge and street entrances to GRB open at 6:00AM
- Security checkpoints will be at every entrance to GRB. Badges are not required to enter the building.
- Go to registration on Level One to have your badge printed or re-printed.

LEVEL ONE



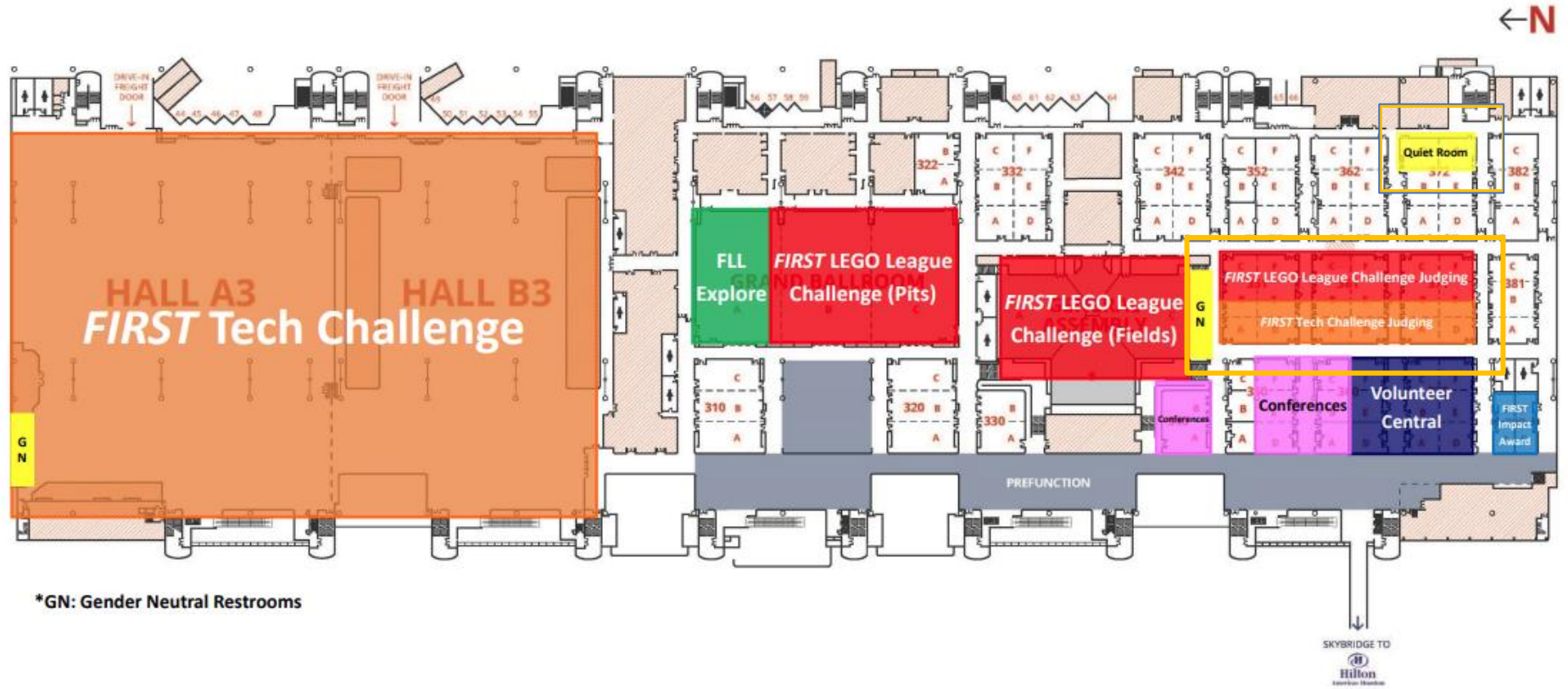
*GN: Gender Neutral Restrooms

LEVEL TWO



*GN: Gender Neutral Restrooms

LEVEL THREE



*GN: Gender Neutral Restrooms



Team Pits

- Team pits will be 10' x 10' x 10' (3.05 x 3.05 x 3.05 meters)
- Must be safe and structurally sound
- Teams will receive (1) 6' table and (1) power source
- Pits will not have any chairs (please enjoy our bleacher seating or bring your own)
- Pits will be divided by 3' pipe and drape



FIRST Tech Challenge FIRST Championship Schedule



TUESDAY	
3:00 PM – 6:30 PM	Pits Open
3:00 PM – 6:30 PM	FIRST Tech Challenge Team Check-In
3:00 PM – 6:30 PM	Robot Help Desk Available
WEDNESDAY	
7:00 AM – 7:00 PM	Pits Open
7:00 AM – 8:00 AM	FIRST Tech Challenge Team Check-In
8:30 AM – 12:00 PM	Scheduled Judges Interview Appointments, Scheduled Robot Inspection and Field Inspection Appointments
12:00 PM – 1:00 PM	Lunch
1:00 PM – 2:30 PM	Scheduled Judges Interview Appointments, Scheduled Robot Inspection and Field Inspection Appointments
2:45 PM – 3:45 PM	Drivers' Meeting @ the Competition Fields
4:00 PM – 4:45 PM	FIRST Tech Challenge Competition Kickoff and Welcome, Followed by Qualification Matches
5:10 PM – 6:45 PM	Qualification Matches
THURSDAY	
7:30 AM – 6:30 PM	Pits Open
7:45 AM – 8:15 AM	Robot Sensor Calibration Opportunity @ Competition Playing Fields
8:30 AM – 11:45 AM	Qualification Matches (Franklin and Jemison 8:30-11:15, Edison and Ochoa 8:30-11:45)
11:15 AM – 1:15 PM	Lunch (Franklin and Jemison 11:15-12:45, Edison and Ochoa 11:45-1:15)
1:00 PM – 6:00 PM	Qualification Matches (Franklin and Jemison 1:00-6:00, Edison and Ochoa 1:30-6:00)

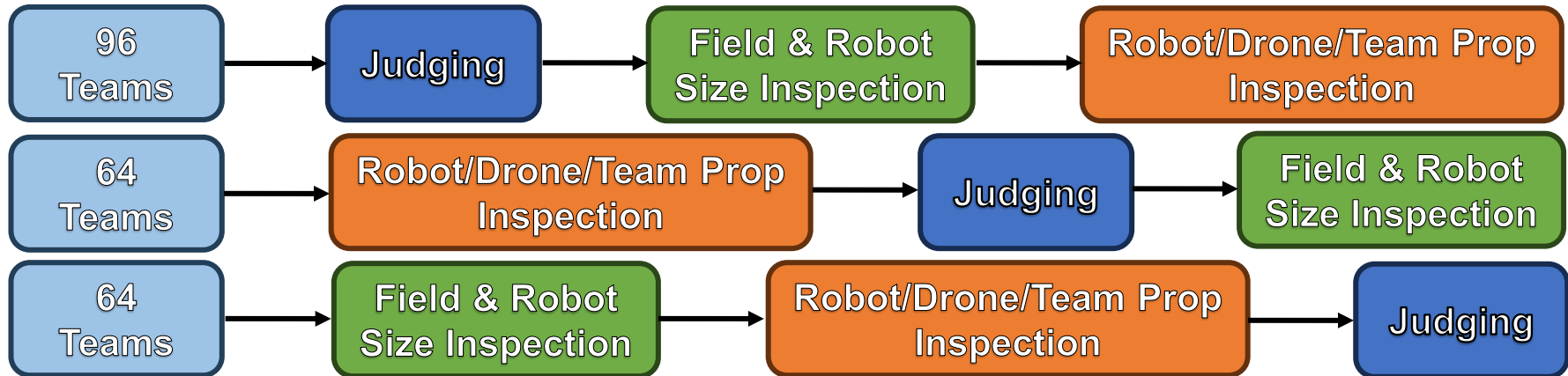
FIRST Tech Challenge FIRST Championship Schedule

FRIDAY	
All-Day	Tiara Friday
7:30 AM – 6:00 PM	Pits Open
7:45 AM – 8:15 AM	Robot Sensor Calibration Opportunity @ Competition Playing Fields
8:30 AM – 11:45 AM	Qualification Matches (Franklin and Jemison 8:30-11:15, Edison and Ochoa 8:30-11:45)
11:15 AM – 1:15 PM	Lunch (Franklin and Jemison 11:15-12:45, Edison and Ochoa 11:45-1:15)
1:00 PM – 4:30 PM	Qualification Matches (Franklin and Jemison 1:00-4:30, Edison and Ochoa 1:30-4:30)
4:30 PM – 4:40 PM	Mascot Parade (Meet at Pit Admin at 4:20 PM)
4:45 PM – 5:30 PM	Alliance Selection
SATURDAY	
All-Day	Suspender Saturday
7:30 AM – 6:30 PM	Pits Open
7:45 AM – 8:15 AM	Robot Sensor Calibration Opportunity @ Competition Playing Fields
8:15 AM – 8:45 AM	Elimination Matches Drivers' Meeting @ Competition Field-Side Bleachers
9:00 AM – 11:30 AM	Division Semi-Final Matches, Division Final Matches
11:30 AM – 12:45 PM	Lunch
1:00 PM – 1:45 PM	One FIRST Closing Celebration
1:45 PM – 3:00 PM	Divisional Award Ceremonies
3:15 PM – 5:00 PM	Event Semi-Final Matches, Event Final Matches and FIRST Tech Challenge Finals Award Ceremony
5:00 PM – 6:00 PM	Load Out

*All times listed are in UTC/GMT-5, or Central Time and are subject to change. All times are estimated based on flow of matches. See Pit Administration for updated times.

Inspection and Judging Schedule

- **Three Different Schedule Paths for Teams**
- **Assigned Appointment Times:** 8:30 a.m. through 12:00 noon and 1:00 p.m. through 2:30 p.m.
- **Schedule Change Requests:** We are not able to accommodate change requests.
- **Time Between Appointments:** Transition time varies; 45-minute minimum for most teams.



Robot Inspection Highlights

- **Inspection Items:** Robot, Team Props, and Drones.
- **When:** Robot Inspection appointment times are assigned to each team.
- **Location:** Robot Hardware Inspections are performed in each team's pit area.
- **Pro Tip:** Before arriving in Houston, complete the Robot Inspection Checklist to assure that the Robot, Drones, and Team Props are ready to pass inspection.
 - Inspection checklists are in Game Manual Part 1, Appendix B.

Field Inspection And Robot Size Inspection

- **When:** Inspection appointment times are assigned to each team.
- **What to bring:** Up to 5 team members (Drive Team-4, Team Software Programmer-1) and everything needed to run a practice match: Robot, Main Battery, Driver Station (including spare REV Driver Hubs and smartphones), Team Props, Drones, etc.
- **Location:** Field and robot size inspections occur at the competition fields.
- **Sensor Calibration:** Teams may calibrate their robot's sensors on both of their division's competition playing fields after passing field inspection. Do not arrive late for Judging and Robot Hardware Inspection appointments that may follow Field Inspection.
- **Robot Size Inspection:** Performed directly following Field Inspection in the competition area.
- **Pro Tips:** Before arriving in Houston:
 - Use the Self-Inspection tool built-into the Driver Station app to verify that your Driver Station and Robot Controller comply with the software and Android system configuration rules.
 - Complete the Field Inspection Checklist in Game Manual Part 1, Appendix C to assure that the robot is ready for inspection.

Robot Sensor Calibration Opportunities

- **Schedule:**
 - Wednesday: During the team's scheduled field inspection time.
 - Thursday, Friday, and Saturday morning: 7:45 a.m. to 8:15 a.m.
 - Saturday morning and afternoon:
 - Immediately following the Division Finals Matches.
 - Immediately before the Event Final Matches.
- **Location:** Competition Playing Fields.
- **Rules:**
 - Sensor calibration activities only. Do not test/practice autonomous programs.
 - Three or fewer representatives per team are allowed on the stage.
 - Be considerate of other teams' time, playing field access, etc.
 - Team members may not measure, test, or adjust game elements unless allowed by section 4.4.1 in Game Manual Part 2.
- **Safety:** Rules <S03> and <S04> safety rules apply (safety glasses, closed-toe and closed-backed shoes, entering and exiting the stages, etc.)

FIRST Tech Challenge Championship Judging

April 10, 2024

Jill Wilker, Global Lead Judge Advisor



FIRST.2024
CHAMPIONSHIP

PRESENTED BY **BAE SYSTEMS**

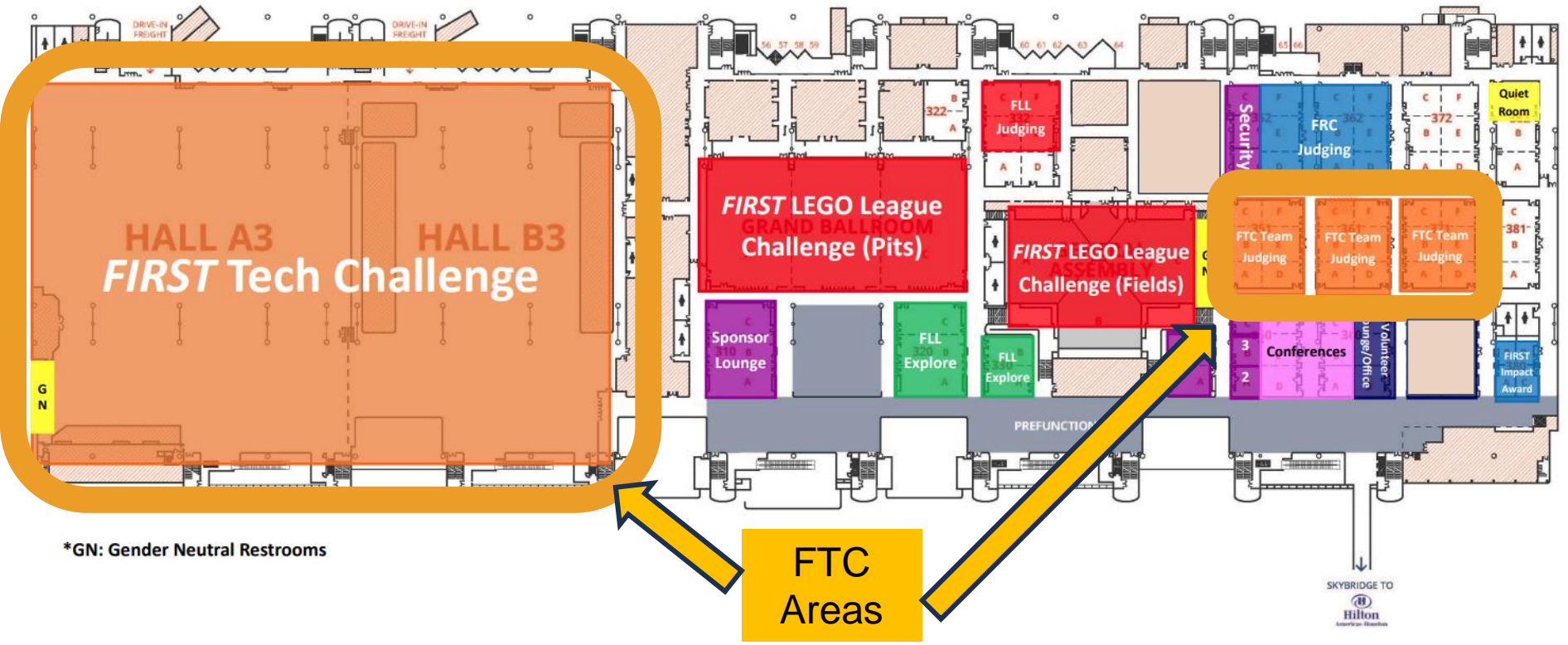
Team Judging Schedule

- Wednesday 8:30am-1pm:
 - Each team will have a 15 to 20 minute session with a panel of 2 to 3 judges
 - Each team may start their interview with a ~5 minute presentation - this is not required
 - Each room will have “pipe and drape” to section the room into 2 interview spaces
 - Judge queuers will help you get to the right room
- Wednesday 5pm-7pm
 - Judge pit visits [maybe]
- Thursday 7:30am-6:30pm, Friday 7:30am-12pm
 - Judge pit visits!
- Friday afternoon
 - Team Engineering Portfolio & Team Feedback form will be returned (via Pit Admin)

Pipe and Drape Interview Room



GRB LEVEL THREE



*GN: Gender Neutral Restrooms

Distance: ~5100 feet / 1 mile / 1550 meters

What to Bring to Wednesday Interview:

- All Teammates
- Robot
- 1 PRINTED copy of Engineering Portfolio (up to 15 pages plus a cover page)
- 1 PRINTED copy of Control Award Submission Form (up to 2 pages)

- If needed, you may bring 1 adult mentor or coach into judging interview
- If needed, you may bring 1 translator into judging interview

IMPORTANT: Please do not leave behind any additional materials - use these additional materials to reference / show during the Judge's pit visits

A few comments about giving items to Judges (SWAG):

- Best to hand out during pit visits (and not during interviews)
- Please do not offer food, plants or anything that someone could be allergic to
- There is no benefit to teams that give items to Judges
- There is no negative to teams that don't give items to Judges
- Judges may say no to receiving items from teams - don't be offended

93 Judged Awards

- Each division will have 23 Awards, across 4 divisions + 1 overall Event Inspire winner
- Division Winner plus Division 2nd & 3rd Place Finalists for each Judged Award:
 - Inspire, Think, Connect, Innovate, Control, Motivate, Design
 - Plus 2 Judges' Choice Awards
- Overall Event Inspire Award winner will be selected from the 4 Division Inspire Award winners
- All Division Winners receive a Trophy
 - 1 team will receive both the Division Inspire winner trophy + Event Inspire winner trophy
- All Division Finalists (2nd and 3rd places) will receive a Plaque
 [collect from pit admin after award ceremony]

New: “We Missed You” tent cards

For Pit Visits, if a team is not there:

- Judges will fill out a card - fold in half as a “tent card” and leave on pit table
- Judges will let the team know that they were missed & identify a time when the judges will return
- If team is not present when judges return again at the specified time, a section of the card will ask the team to go to Pit Admin & let them know a time that the team will be present
- Pit Admin will contact that Division’s JA - and that will get relayed to the right judges

EXAMPLE



Need to talk to a Judge Advisor?

- **Ask Pit Admin** to contact a Judge Advisor
- Helpful to say if Coach or Team would like to talk to a Judge Advisor & a short explanation of why
 - If Coach, please leave a name
 - If Team, please leave a time window when team will be present at their pit area
- One of the Judge Advisors will make a point to stop by as soon as possible
 - Please advise if the issue is urgent - please relay a few details if possible to the Pit Admin that conveys why the issue is urgent

Drivers' Meeting and Welcome Ceremony

- **Drivers' Meeting:** 2:45pm CT on the *FIRST* Tech Challenge Competition Fields.
 - Teams should assemble in the stands. Drive teams should assemble in the center section of the Edison and Ochoa stands. Non drive team members should sit on the Jemison and Franklin side.
- **Welcome Ceremony:** 4:00pm CT on the FIRST Tech Challenge Competition Fields
- **Qualification Matches:** 5:10pm CT on the FIRST Tech Challenge Competition Fields



Matches

- Teams will compete in 10 qualifying matches.
- We will have volunteer queuers, to help teams get to the right place at the right times, but teams are responsible for getting to their matches on time.
- Please listen and be respectful to our queuers.
- Teams may ask match questions by standing in the question box and following the event question box rules outlined in our Game Manual.
- Please make sure to bring official backup for your question, including a copy of the game forum or a copy of the Game Manual, and your gracious professionalism.
- Please use the question box within 3 matches during the qualification rounds.

Load Out

Saturday, April 20, 8:00am – 6:00pm

Staffed Load Out: 5:00pm – 6:00pm

Please be respectful of other teams and the public on your departure, leave your area clean, and be safe.

Teams may carry their team supplies out of the front door at any time during the week, including on Saturday. There is no area for a vehicle to drive or park at the front of the venue.

Load Out

Load out will be staffed with volunteers on Saturday from 5:00pm – 6:00pm.

Load Out Process

- Please have your driver place their orange load out pass in the front of the windshield of their vehicle. Vehicles will have to check in at the ramp entrance as they did during load in.
- On Saturday, when your team is completely packed and ready to load out, bring your packed equipment to the queue, Door A, by the loading docks on level 3.
- Check in with a Load Out volunteer, and then call your driver and have them proceed to the third-floor ramp (see map above). Note: If teams follow the map, they should avoid all FRC traffic.
- Team vehicles should arrive within 10-15 minutes of your call. Drivers cannot arrive before the team is in queue at the loading dock. If they do, they will be sent around to get back in the queue.
- Your driver will be directed to a loading dock space as they pull into the loading dock area by a load out volunteer. Drivers **MUST** stay with their vehicles.
- Please move your packed pit items to the assigned dock space when told by one of the load out volunteers.

FIRST Block Party at Discovery Green

- **Wednesday, April 17 – Friday, April 19**
- The *FIRST* Championship Discovery Green Block Party is the outside extension of our campus. A variety of activities will be available throughout the week such as giant family-friendly lawn games, dance party and movies in the park.
- Discovery Green is directly across from the George R. Brown Convention Center.
- A detailed schedule of activities will be available in the app!
 - Wednesday = Silent Disco
 - Thursday = Live Band Karoke
 - Friday = TBA



- The *FIRST* Championship Conference will be held Wednesday- Friday. The conference includes sessions and workshops on topics of interest to all members of the *FIRST* community.
- Conference tracks include: Discovery, Innovation, Impact, Inclusion, Teamwork.
- Sessions are either 15 or 45 minutes in length and will be held in rooms 340, 350 and 360 on the 3rd floor of the convention center.
- For a full list of conferences please download the app.

- Be sure to keep valuable items with you always or placed in a lockable compartment in your pit station.
- FIRST and the George R. Brown Convention Center do not guarantee security of personal items. We strongly recommend that you do not leave behind valuable items in your pits at any time, such as personal computers, cell phones, cameras, etc.
- You can report any lost items to the Event Information Desk on the 1st floor of the venue.
- Remember, the pits are open to the public. Please take proper security measures to protect your valuable items.

- Teams will need to go through a bag check to enter the venue
 - The less stuff you bring in each day the faster it will be
 - This line is crowded first thing in the morning, if you have an early match, please plan ahead
- Venue rules state that no outside food or drinks will be allowed in the venue, unless you have a medical reason.

GRB Food Kiosks

- There are several food kiosks managed and run by the GRB throughout the venue.
***NEW* this year, all food kiosks are cashless** (only accept card).
- If you would like to use cash:
 - GRB staff will be setup on the 1st floor (near our Main Registration) and 3rd Floor (near the Grand Ballroom lobby) at kiosks that will have the ability to accept cash and turn that into a GiveX card (a gift card that can be used at the food kiosks) that you can use throughout the week.
 - At the end of the event they will refund any remaining money left on the card or you can keep the card with the money loaded and use it next year.

Specialty Rooms

Prayer Room

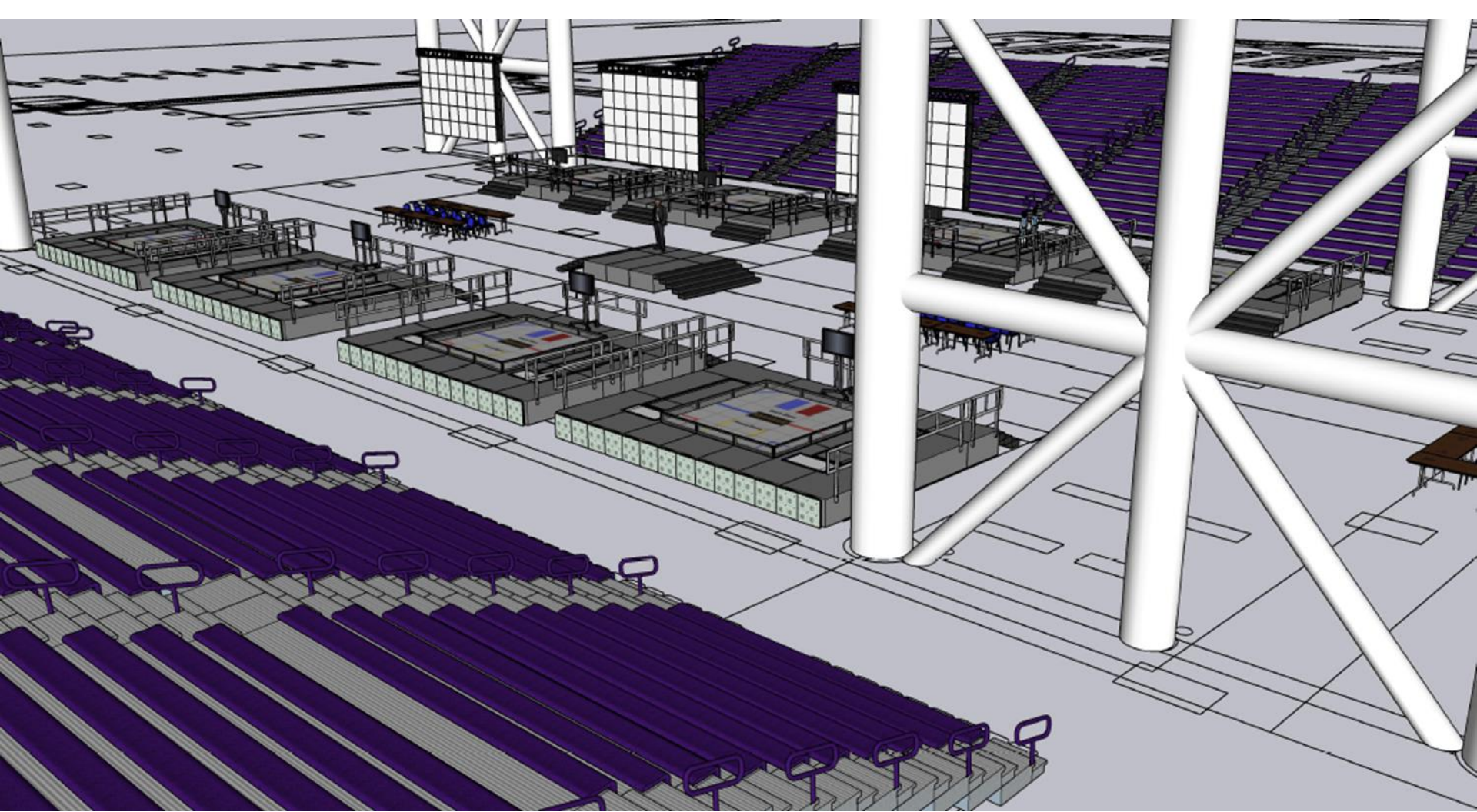
- Marriot Marquis, Level Two, Rooms A&B
- Accessible from GRB, Level Two Skybridge, North of Mezzanine A

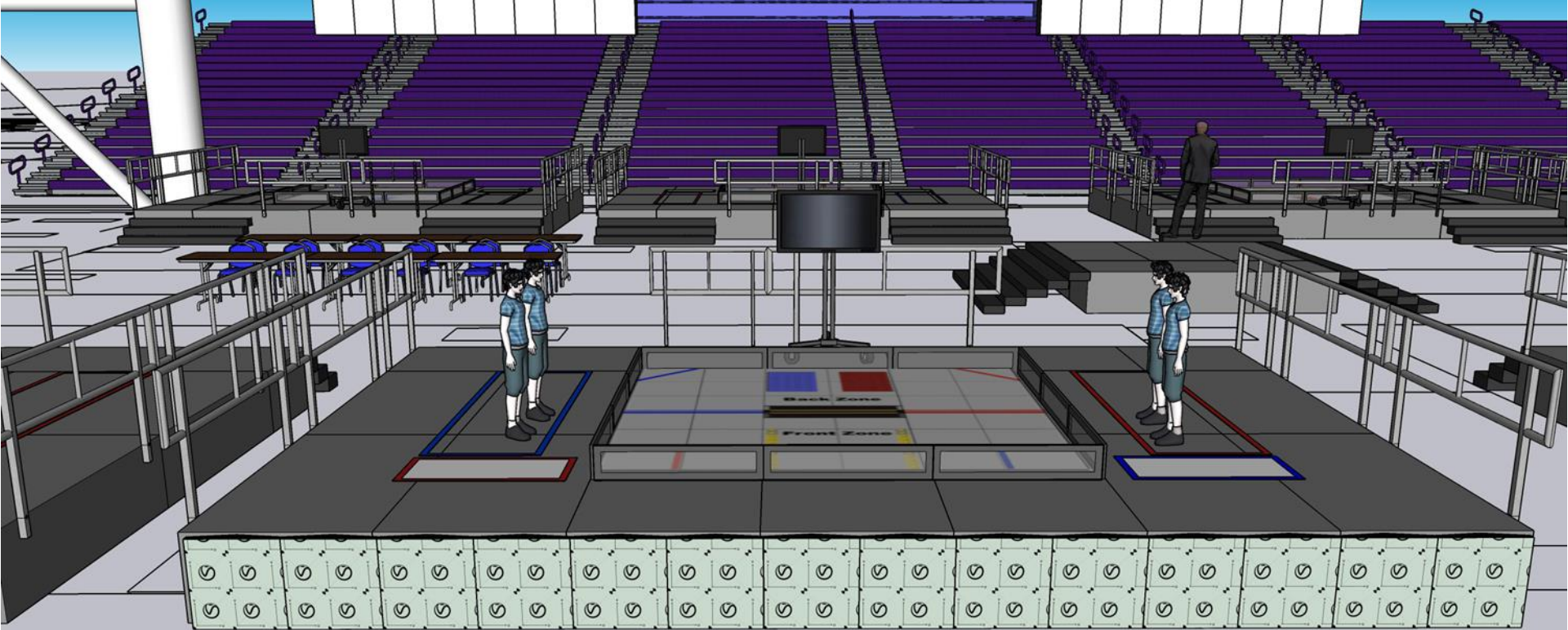
Quiet Room

- GRB, Level Three, 372
 - Wednesday, April 17: 8:00AM-7:00PM
 - Thursday, April 18: 8:00AM-6:00PM
 - Friday, April 19: 8:00AM-6:00PM
 - Saturday, April 20: 8:00AM-6:00PM

Nursing Room

- GRB, Level Three, Room 382A





Questions?!

Make sure to check:

- Championship Website
- Championship App
- Pit Admin
- ftcteams@firstinspires.org

Appendix

Arrival Information

George Bush Intercontinental Airport (IAH)

Uber/Lyft/Taxi: Outside Baggage Claim and Arrivals-All Terminals

Super Shuttle:

- Advanced reservations highly recommended
- www.supershuttle.com
- Pickup: outside Baggage Claim and Arrivals level, Terminals A, B, C, and E
- Ticket Counters in Terminals A, B, and C in Baggage Claim; Terminal E in Arrivals

Arrival Information

Hobby Airport (HOU)

Uber/Lyft: Curb Zone 5 outside Baggage Claim and Arrivals

Taxi: Curb Zone 2 outside Baggage Claim and Arrivals

Super shuttle:

- Advanced reservations highly recommended
- www.supershuttle.com
- Pickup: Curb Zone 1 outside Baggage Claim and Arrivals
- Ticket counter located in Baggage Claim

Taxis are available at the airport.

- Hobby Airport Taxi is ~\$30 downtown one-way
- IAH Taxi is ~\$60 downtown one-way



Uber/Lyft Apps

- Price fluctuates depending on location activity
- Roughly \$30-40 one-way

Prices subject to change

Arrival Information

Super Shuttle

- **Reserve in Advance**-can do round-trip
- ~\$80 from Hobby one-way
- ~\$80 from IAH one-way

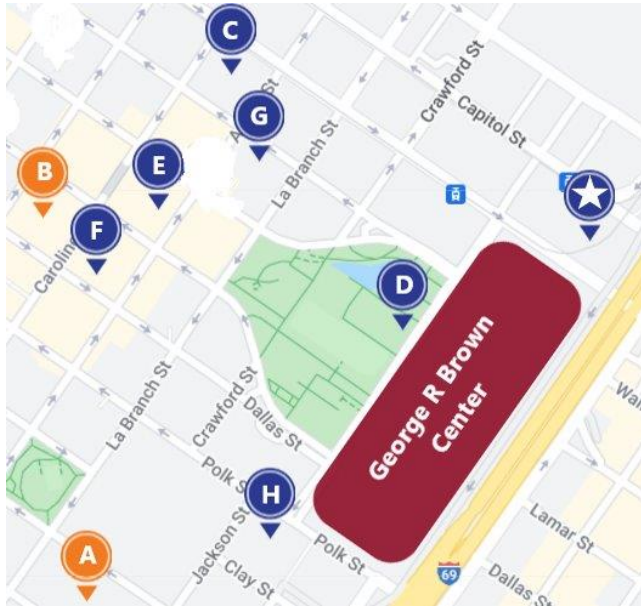
Omega Royal

- Reserve in advance-can do round-trip
- ~\$60 from Hobby one-way
- ~\$60 from IAH one-way

Prices subject to change



Additional Parking



- A. Toyota Tundra Garage \$10/day
- B. 111 San Jacinto St. \$20/day
- C. Houston Center Garage One \$18/day
- D. Avenida Central Garage (Discovery Green) \$15/day
- E. 4 Houston Center East Garage \$18/day
- F. Four Seasons Hotel Garage \$18/day
- G. 5 Houston Center Garage \$30/day
- H. Avenida South Garage \$32/day

Pricing may vary.

Metro Passes (Not Discounted)



- [METRO Fares](#) along their routes can cost \$1.25 per person
- \$1.25 EXACT cash per ride OR use a Day Pass
- Day Passes can be purchased:
 - [Online](#) and will be mailed to you within 7 business days
 - [In-person](#) at 1001 Travis St Metro Ride Store
 - Card is free
- [Online Ride Store](#) has other options, including Metro Q Ticketing App for iPhone and Android

Download for iPhone

Scan the QR code using your iPhone to download the METRO Q Ticketing App from the App Store

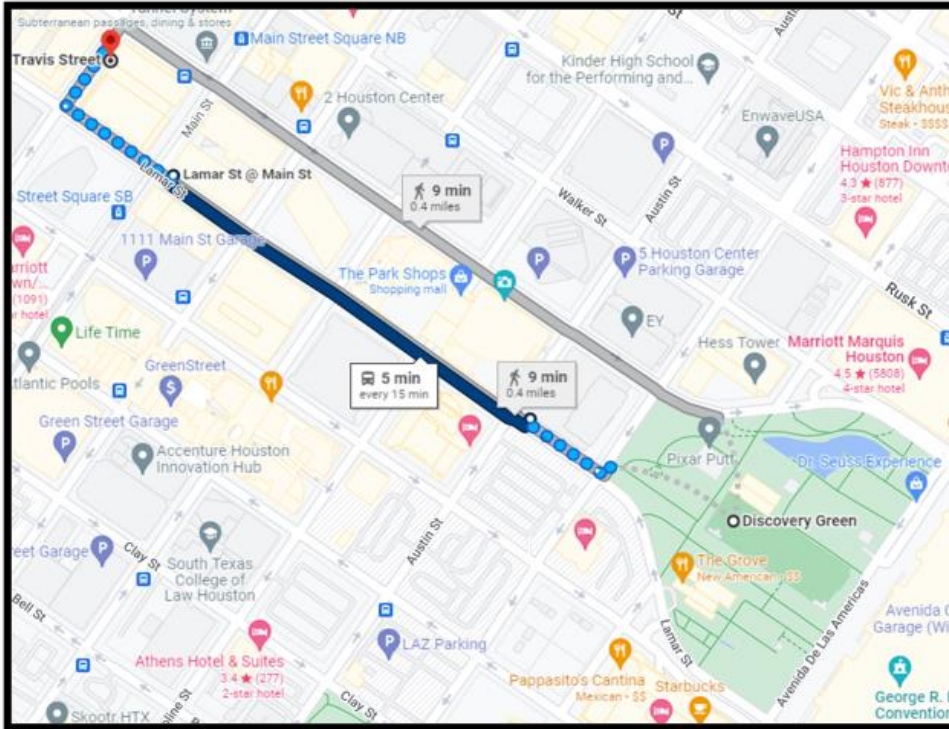


Download for Android

Scan the QR code using your Android phone to download the METRO Q Ticketing App from Google Play



Metro Info



Nearest location to purchase DAY pass is at 1001 Travis St., 8am-5pm

- As of July 2021, you CANNOT get a refund
- Only buy what you need!
- **Customer Service: 713-635-4000**
- Online Ride Store: 713-652-8994

Metro Day Pass



METRO Day Pass

Functions as a debit card for riding METRO. It allows you to ride **local service** as often as you like during the day for a maximum of \$3 (regular fare) or \$1.50 (discounted fare). Using a day pass on **Park & Ride service** may require an upcharge.

What services can you pay for with it?



Local Bus



Park & Ride Commuter Express Bus



METRORail



METRORapid



METRO curb2curb

Where can you get one?

Obtain and load - or reload a card

- METRO RideStore | [See locations](#)
- Participating retailers | [Find a store](#)

Obtain and load only

- [METRO Online RideStore](#)

Reload only

- [Online](#)
- Select vending machines | [More info](#)
- Reload machine on all local buses | [More info](#)

What can you use to load or reload money on it?

- ✓ Cash
- ✓ Credit card
- ✓ Debit card

Exceptions:

- Reload machines on local buses accept cash only (no coins).
- Oval-shaped vending machines at METRO Park & Ride lots and select transit centers accept credit/debit only.
- METRO RideStore at Downtown Transit Center accepts check or money order as well.
- METRO RideStore at Main Street Square doesn't accept cash.
- METRO Online RideStore doesn't accept cash.

FIRST
2024
CHAMPIONSHIP

PRESENTED BY

BAE SYSTEMS

Metro Services



Local Bus

More than 80 routes; thousands of shelters and stops



Park & Ride Bus

Express bus service for suburban communities



METRORail

Three light rail lines in and around downtown Houston



METRORapid

It looks like a bus, but runs like rail



METRO curb2curb

On-demand rideshare service in specific communities



METROLift

Shared-ride paratransit service for preapproved customers



METRO STAR Vanpool

Rideshare service offering a fast, cost-efficient commute



HOV/HOT Express Lanes

Barrier-separated lanes on Houston's busiest freeways



All METRO buses are ADA accessible, offer free Wi-Fi, come equipped with video surveillance security cameras and can carry up to two bikes at a time on an easy loading bike rack attached to the front of the bus.

The regular fare to board is \$1.25. The discounted fare is 60 cents.

Local bus routes are color-coded. During most hours each day:

- Red routes run at least every 15 minutes
- Blue routes run every 16-30 minutes
- Green routes run every 30-60 minutes

[Learn More](#)

FIRST
2024
CHAMPIONSHIP

PRESENTED BY

BAE SYSTEMS

Follow & Amplify the Conversation!

Connect with *FIRST*[®]

- [Instagram](#)
- [TikTok](#)
- [LinkedIn](#)
- [Facebook](#)

Follow *FIRST* Programs

- Facebook: [@FIRSTRoboticsCompetition](#), [@FTCTeams](#) , [@FLLTeams](#)

Engage in the Conversation

When posting videos and photos during the event, tag *FIRST* handles and use hashtags:

- Event hashtag (to show you are at Championship or talking about Championship):
#FIRSTChamp
- Narrative Hashtags: We are using **#thatsafirst** and **#PeopleofSTEAM** to unite the community in a fun, authentic and engaging dialogue that is universal to the *FIRST* experience:
 - **#thatsafirst**: For stories that show the ‘firsts’ that *FIRST* gives to students, ranging from a team’s first time at Championship to a student’s first time driving a robot and everything in between
 - **#PeopleofSTEAM**: For highlighting diverse voices in our community and the impacts they are making on the world of *FIRST*, the world of STEAM, and/or in their own backyard. We are all **#PeopleofSTEAM**!
- Other Hashtags: **#FIRSTINSHOW #omgrobots #morethanrobots #CENTERSTAGE #MASTERPIECE #CRESCENDO**

Tips for Telling your *FIRST* Story

It enlightens

- Provides info to help people understand the *FIRST* experience / your unique POV (point of view) about how *FIRST* has impacted you
- Captures the spirit of community-wide teamwork, *Coopertition*® and *Gracious Professionalism*®

It's entertaining

- Think fun, light-hearted, highly visual
- Short, attention-grabbing videos are often the most engaging (TikTok, Instagram Reels)

It evokes an emotional response

- Allows the audience to see themselves in the story you're telling, and/or the problem you're trying to solve
- Highlights how *FIRST* empowers students to do amazing things; emphasizes how *FIRST* inspires students to believe in themselves / realize their full potential
- Invites conversation and amplification (i.e. audiences are so moved/excited/inspired that they want to like, comment, and/or share)

Tips for Telling your *FIRST* Story

Capture action shots instead of posed shots - take screenshots of videos if easier!

- Highlights teams helping each other, working together, and celebrating one another to demonstrate how the values of *Coopertition*® and *Gracious Professionalism*® make *FIRST* more than robots.
- Ex. Photos of alliances, teams sharing resources, cheering together, etc.
- Tip: Try to get the social handles of any teams you're highlighting and tag them!

Video is strongly suggested (instead of still images) - even if it's just a few seconds long

- Ex. Pose a question in the caption or as text on the screen, have the question answered by several students in quick clips throughout the video.
 - “How do you make an impact?” #PeopleofSTEAM
 - “What was something you did for the first time this season? #thatsafirst
 - “How do you inspire others?” #PeopleofSTEAM