

FIRST 2025

CHAMPIONSHIP

PRESENTED BY

BAE SYSTEMS

FIRST
DIVE

PRESENTED BY **Qualcomm**

2025 FIRST Championship FIRST Tech Challenge Coach Orientation

Marissa Hale

FIRST 2025
CHAMPIONSHIP

PRESENTED BY **BAE SYSTEMS**

Best Places to Get *FIRST* Champ Info!

Ahead of the Event

- [FIRST Tech Challenge Event Guide Addendum](#)
- [FIRST Event Guide](#)
- 2025 *FIRST* Championship App
- [FIRST Championship Website](#)

At the Event

- 2025 *FIRST* Championship App
- On-Site *FIRST* Tech Challenge Pit Admin (Hall A3, Level 3)
- On-Site Information Booth (Level 1, across from Registration)

Download the App!



Gracious Professionalism

Each and every volunteer, team member, and coach deserves to be treated with *Gracious Professionalism*, on and off the field.

Gracious Professionalism is a huge part of the ethos of *FIRST* and something that really makes our programs and competitions unique. As a *FIRST* Tech Challenge *FIRST* Championship volunteer we ask you to always demonstrate *Gracious Professionalism* at this event, and to be a role model for others at the *FIRST* Championship event.

Gracious Professionalism is something that makes *FIRST* – *FIRST* and a program that YOU can be proud to be a part of.



FIRST Tech Challenge Championship Goal

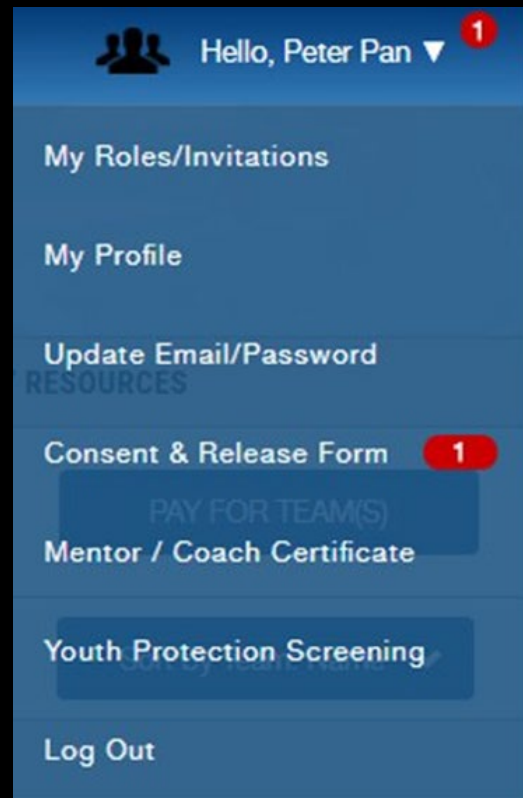
- *FIRST* Tech Challenge has a staff of 12 people
- We have over 300 volunteers working to make this event successful
- Please be gracious and respectful when interacting with our volunteers and teams at the event
- Our goal for this event is to make sure all our teams and volunteers have the very best experience possible!

Before Arriving

1. Make sure everyone competing with your team has filled out the Consent & Release form online and bring a paper copy of your team roster for check-in at Pit Admin. You will not be able to check in without providing your team roster and we will not have printers available on site.
2. Pack ROBOT, tools, spare batteries, and spare parts carefully.
3. Make sure team number is on the outside of the front cover of your portfolio.
4. You should have registered your team names when you registered for housing. All people traveling with the team are considered “team members” for badging.
5. Read the Event Guide and *FIRST* Tech Challenge Event Guide Addendum.

Consent & Release Form

- Sign the Consent & Release Form electronically in your *FIRST* account: <http://my.firstinspires.org/Dashboard>.
- Log into your account and select 'Consent & Release Form' from the profile menu in the upper right corner.
- Click 'Accept' at the bottom of the form.
- Completion of the current season *FIRST* Consent and Release Form is a requirement for participation at all official *FIRST* events, including the 2025 *FIRST* Championship.
- If you have questions, please reach out to us at ftcteams@firstinspires.org.



What to Bring

- Robot, tools, spares
- Portfolio (with your team number on the outside front cover)
- Team Attire
- Safety glasses for everyone in your group – you **MUST** wear safety glasses in the pits and on the competition fields
- Closed-toe and closed-backed shoes
- Water bottle – refill stations throughout the venue
- Tiara – Tiara Friday
- Suspenders – Suspender Saturday
- Gracious Professionalism
- Chairs (if you want them for the pits, mark them with your team number)

Arrival Information

Once you arrive in Houston, you will be responsible for your own ground transport from the airport.

- Renting a vehicle
- Shuttle
- Uber/Lyft/Taxi
- Hotel Shuttle (if applicable – contact your hotel for details)

Whatever transportation you choose, reserve ahead of time to ensure you have a ride.

**See Appendix for transport details and pricing*

Load In

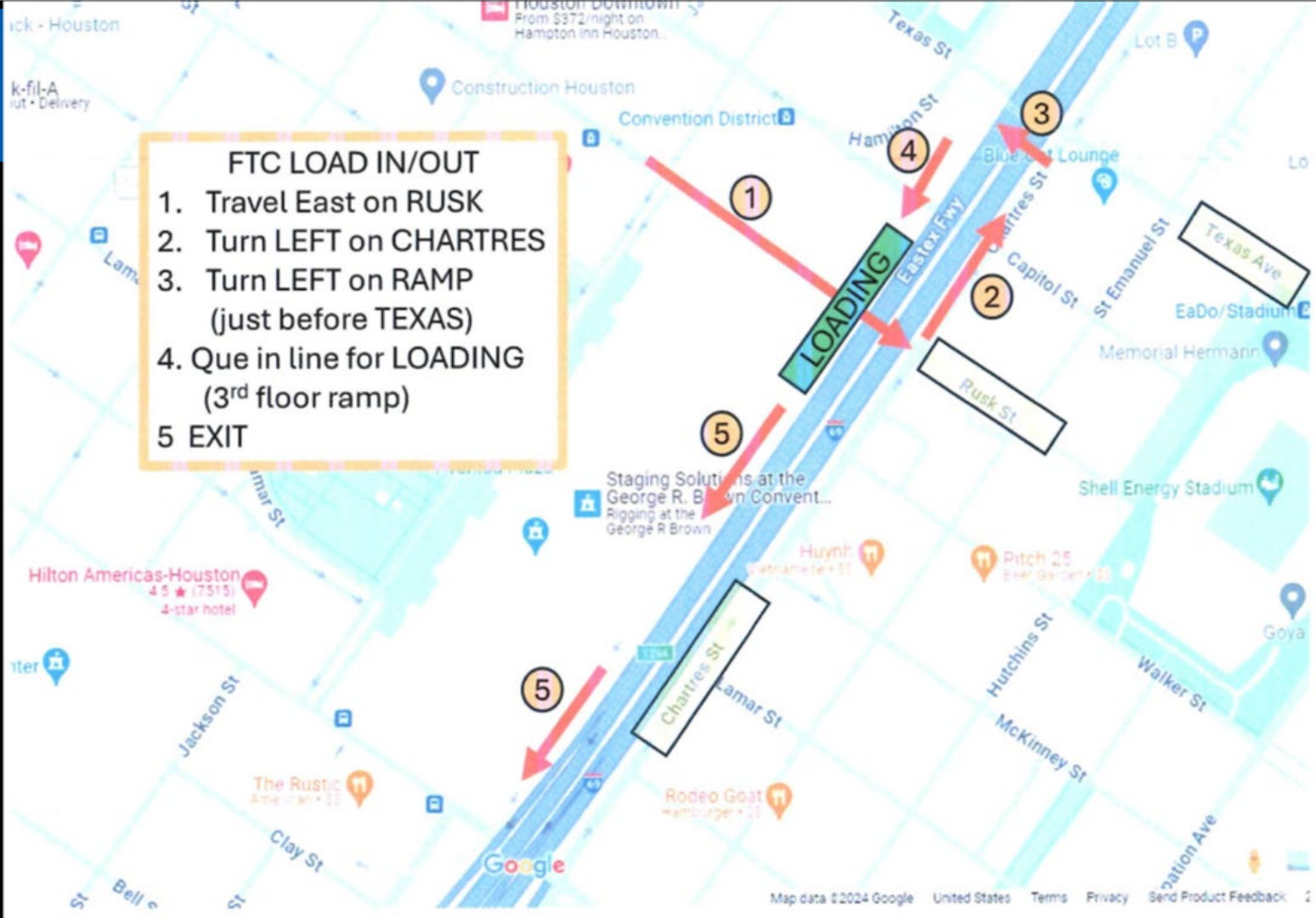
Will take place on Tuesday, April 15, from 3:00pm to 6:00pm and on Wednesday, April 16, from 7:30am to 10:00am.

- Teams will drive up to the third-floor loading dock at the entrance located on Chartres Street (on the back side of the George R. Brown Convention Center). FTC loading docks will be behind Hall A3 and Hall B3.
- Team vehicles will check in at the entrance to the ramp and proceed up the ramp.
- Team vehicles will be directed to spaces by load in volunteers.
- Teams traveling in multiple vehicles need to arrive together in order to get load in spaces together.
- Teams cannot unload on Chartres Street or Avenida de Las Americas.
- Teams cannot leave vehicles unattended at ANY time.
- Load in volunteers will not have information on parking. (Parking information available in appendix)

Load In

FTC LOAD IN/OUT

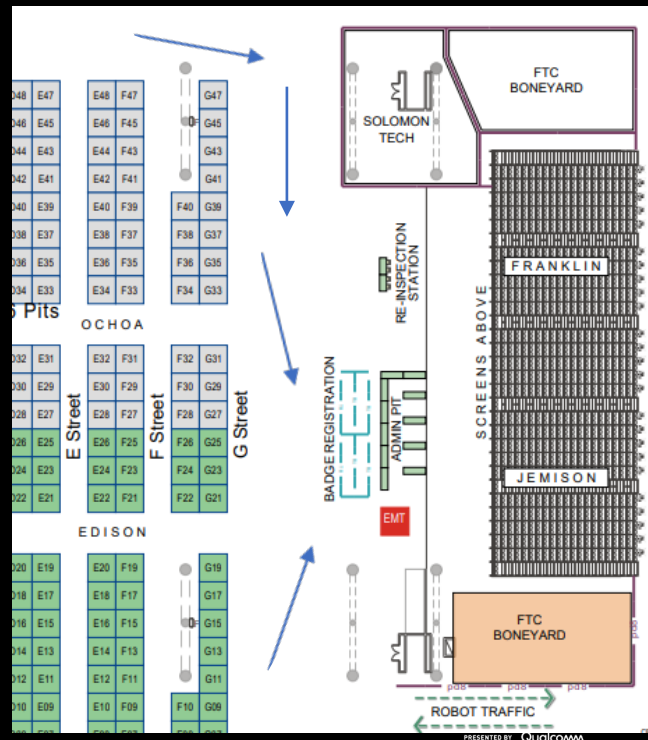
1. Travel East on RUSK
2. Turn LEFT on CHARTRES
3. Turn LEFT on RAMP
(just before TEXAS)
4. Que in line for LOADING
(3rd floor ramp)
5. EXIT



When You Arrive at the Venue

Team Check-In is Tuesday, 3:00pm – 6:00pm CT in Hall A3 – Level 3

1. Check-In packet will be at FTC Pit Admin
2. Pick up printed team badges at registration at FTC Pit Admin
3. Robot Helpdesk Available
4. Set up team pit space
5. Look through team packet, locate driver, coach, and human player buttons
6. Check your robot and field inspection and judging schedule



Registration and Badging Hours

Registration and Badging Hours

Central Registration Hours of Operation:

Date:	Open:	Close
Tuesday, April 15, 2025	7:00 AM	6:00 PM
Wednesday, April 16, 2025	6:00 AM	7:00 PM
Thursday, April 17, 2025	7:00 AM	6:00 PM
Friday, April 18, 2025	7:00 AM	6:00 PM
Saturday, April 19, 2025	7:00 AM	2:00 PM

Satellite Registration Hours of Operation:

Date:	Satellite Area:	Open:	Close:
Tuesday, April 15, 2025	<i>FIRST</i> Tech Challenge	3:00 PM	6:00 PM
Wednesday, April 16, 2025	<i>FIRST</i> Tech Challenge	7:30 AM	12:00 PM
Wednesday, April 16, 2025	<i>FIRST</i> Robotics Competition	7:00 AM	7:30 PM
Wednesday, April 16, 2025	<i>FIRST</i> LEGO League Challenge	11:00 AM	3:00 PM



Robot Help Desk

- **Help Desk Hours:** Tuesday, 3:00 pm - 6:00 pm.
 - No appointment necessary.
- **Location:** Near Pit Admin.
- **What to Expect:** Experts are available to help teams with software, electrical, hardware, and inspection concerns.
- **Self-Service Robot Size Station:** Teams may use a self-service robot size tool to unofficially verify compliance.

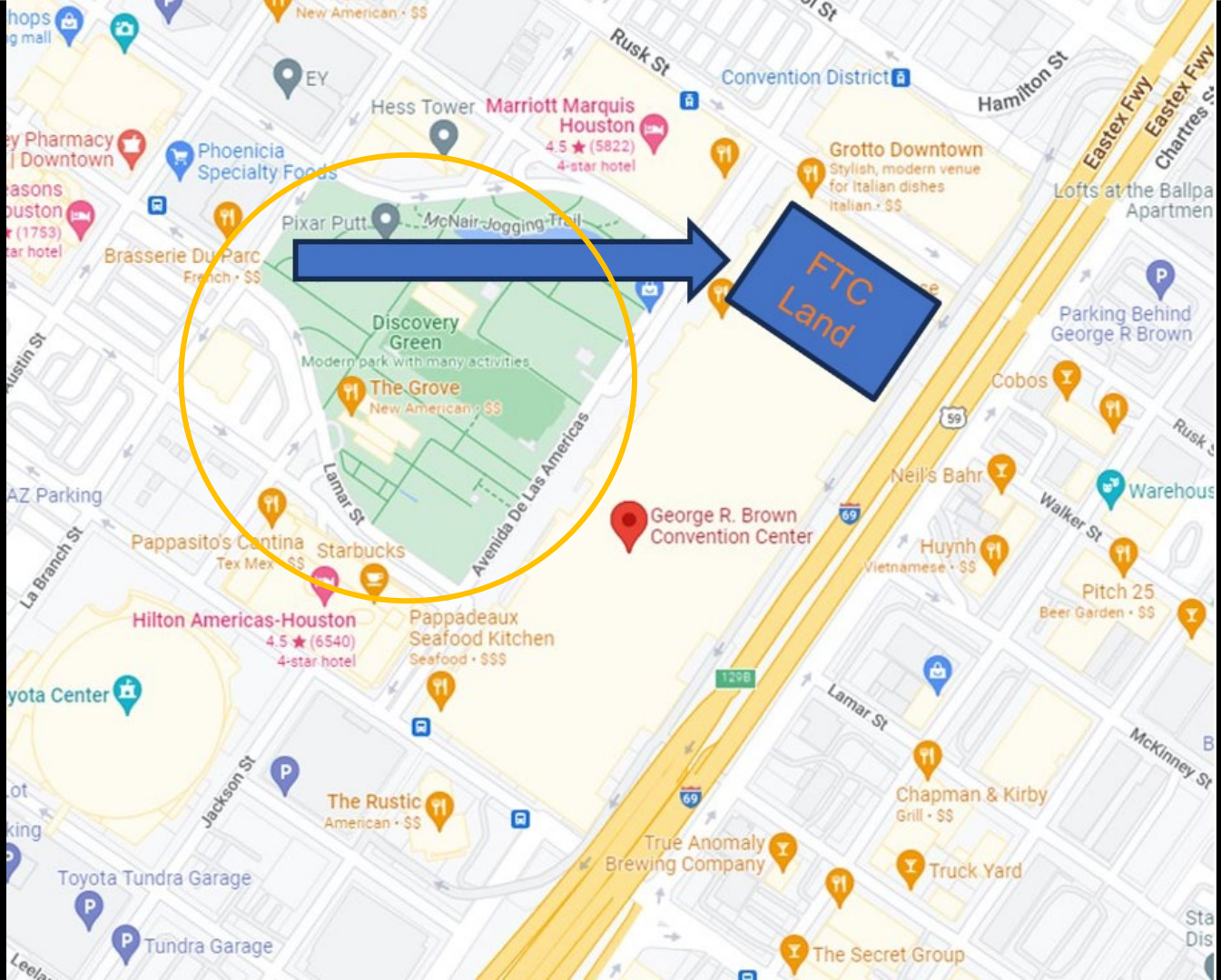


FIRST
2025

CHAMPIONSHIP

PRESENTED BY

BAE SYSTEMS



George R. Brown Overview

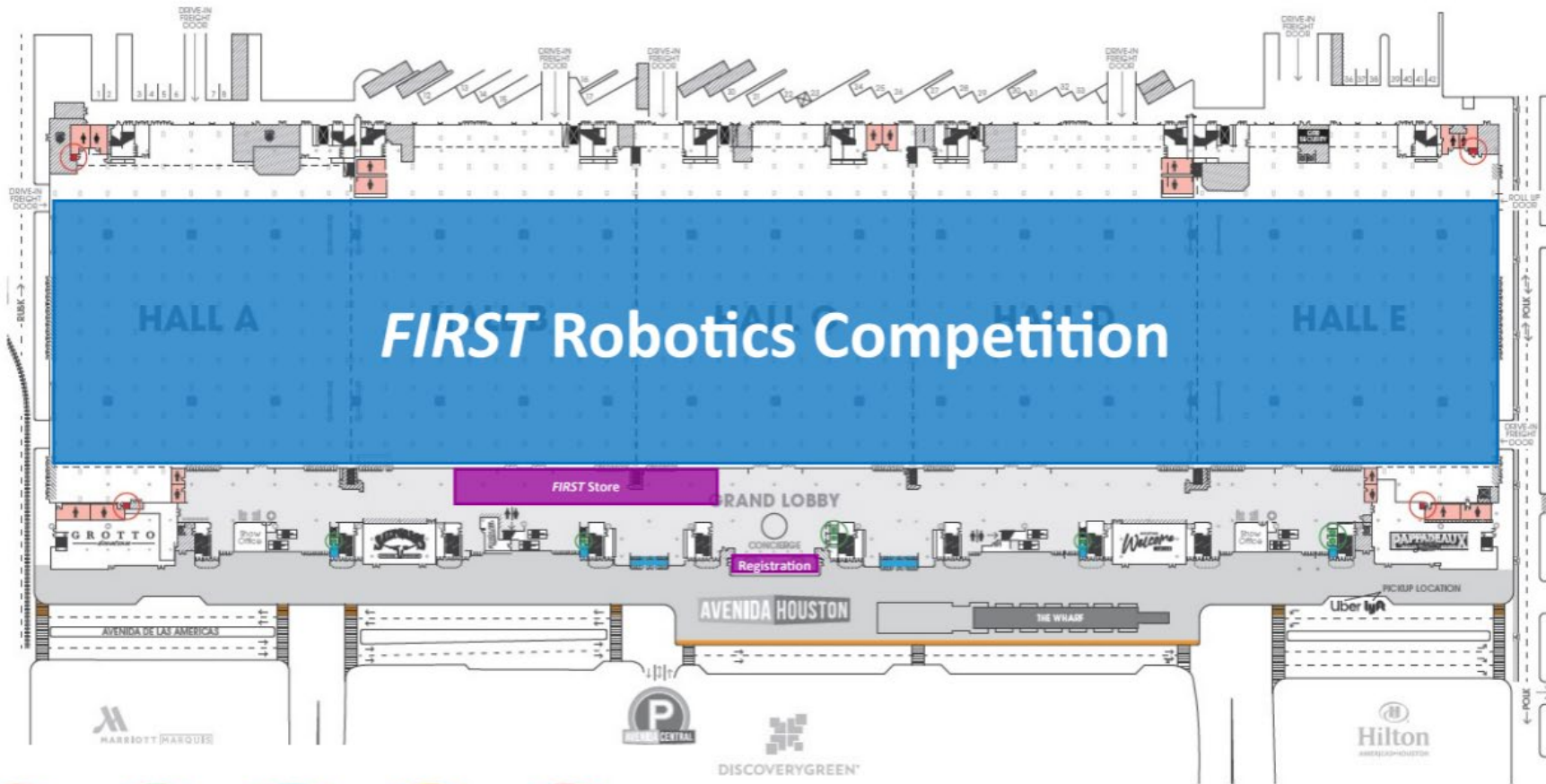
GRB has three main levels:

- Level One: Registration and Info Booth, *FIRST* Store, *FIRST* Robotics Competition
- Level Two: Innovation Faire, Skybridge Access from Marriott, Prayer Rooms, Starbucks
- Level Three: *FIRST* Tech Challenge, *FIRST* LEGO League, Conferences, Judging, Quiet Room, Skybridge Access from Hilton, Nursing Mothers Room

Main Entry doors are on Level One. Additional Points of Entry to GRB:

- Hilton Skybridge opens first at 6:00AM
- Marriott Skybridge and street entrances to GRB open at 6:00AM
- Security checkpoints will be at every entrance to GRB. Badges are not required to enter the building. There will be metal detectors at all entrances.
- Go to registration on Level One to have your badge printed or re-printed.

LEVEL ONE



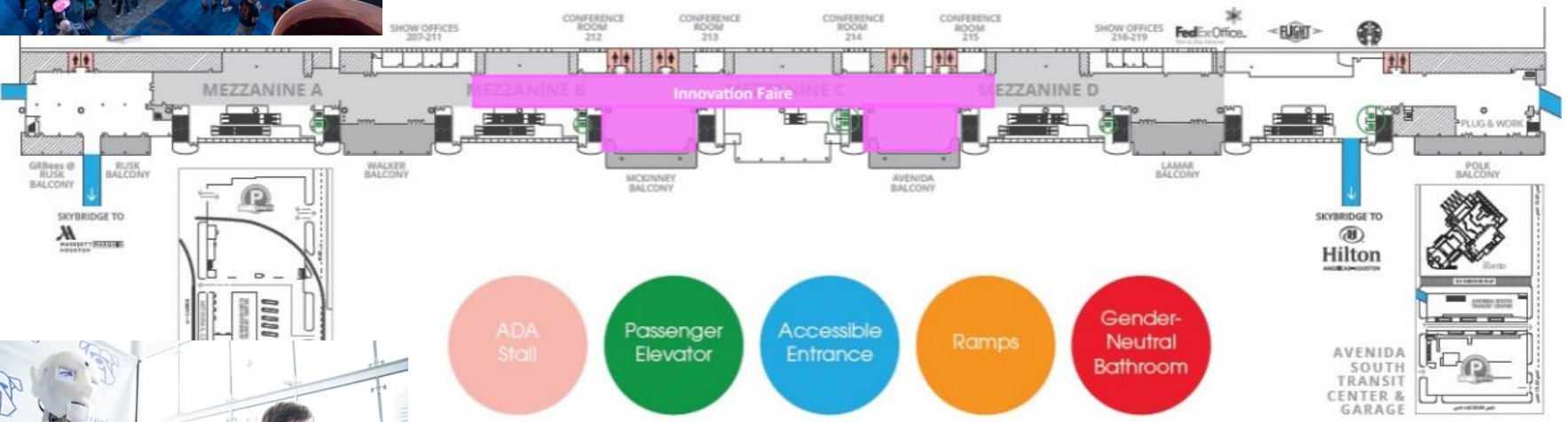
- ADA Stall
- Passenger Elevator
- Accessible Entrance
- Ramps
- Gender-Neutral Bathroom




FIRST 2025 CHAMPIONSHIP

PRESENTED BY BAE SYSTEMS

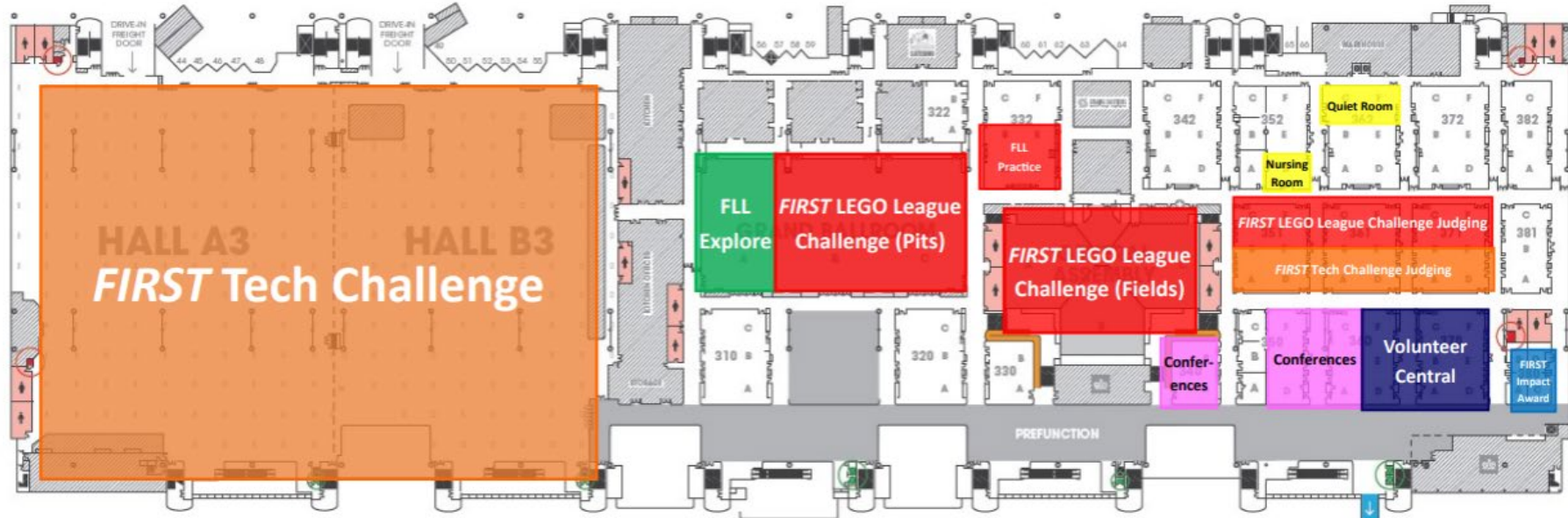
LEVEL TWO



- ADA Stall
- Passenger Elevator
- Accessible Entrance
- Ramps
- Gender-Neutral Bathroom



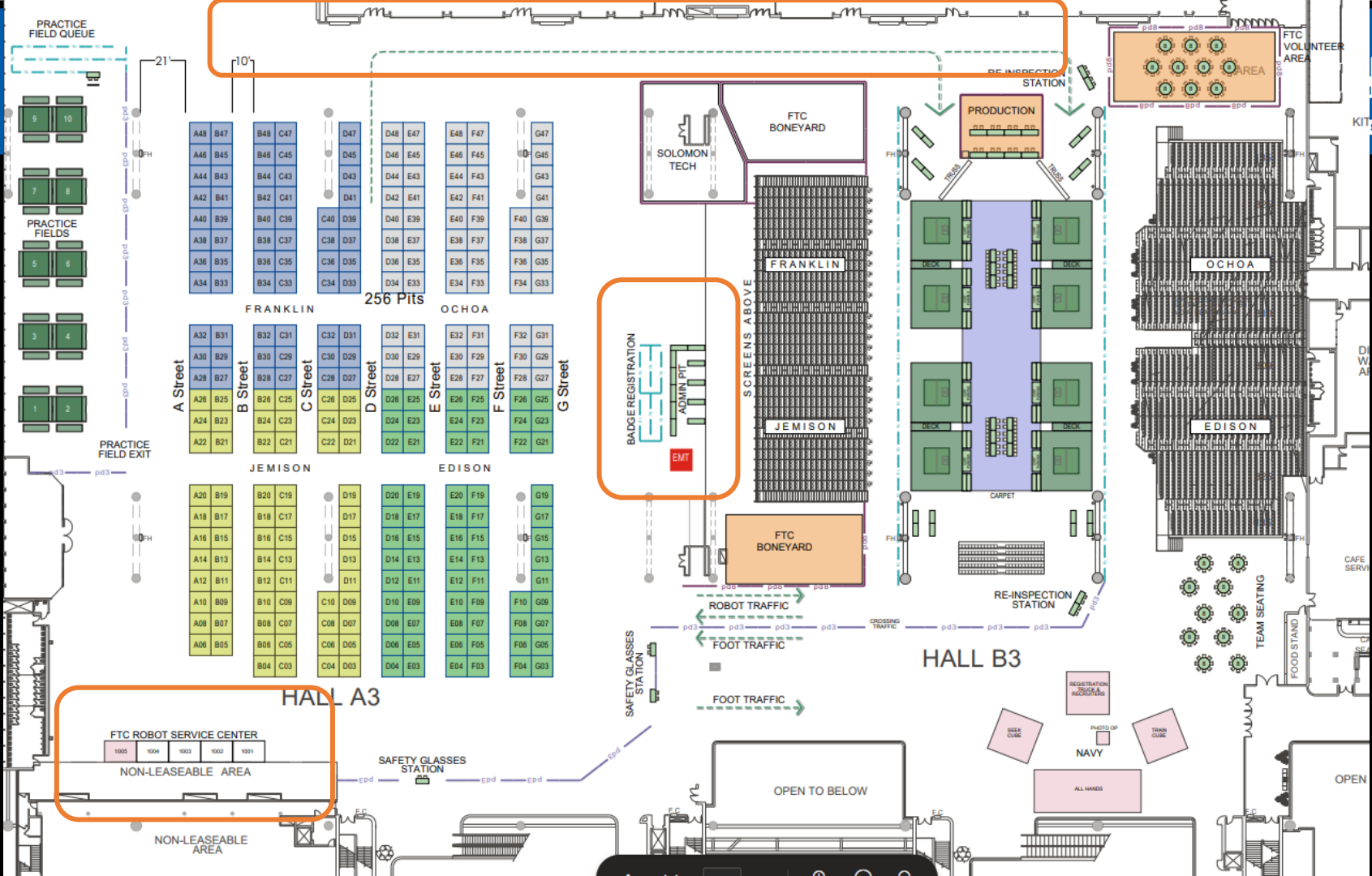
LEVEL THREE



SKYBRIDGE TO

Hilton
AMERICA'S HOTEL

-  ADA Stall
-  Passenger Elevator
-  Accessible Entrance
-  Ramps
-  Gender-Neutral Bathroom



Team Pits

- Team pits will be 10' x 10' x 10' (3.05 x 3.05 x 3.05 x 3.05 meters)
- Must be safe and structurally sound
- Teams will receive (1) 6' table and (1) power source
- Pits will not have any chairs (please enjoy our bleacher seating or bring your own)
- Pits will be divided by 3' pipe and drape
- *New this year, divisions will be decorated with different colored pipe and drape.
- *New this year, we're adopting the FRC address system
- [Pit Map is available here!](#)



FIRST
2025

CHAMPIONSHIP

PRESENTED BY

BAE SYSTEMS

A48 B47	B48 C47	D47	D48 E48	E49 F47	G47
A46 B45	B46 C45	D45	D46 E45	E46 F45	G45
A44 B43	B44 C43	D43	D44 E43	E44 F43	G43
A42 B41	B42 C41	D41	D42 E41	E42 F41	G41
A40 B39	B40 C39	C40 D39	D40 E39	E40 F39	F40 G39
A38 B37	B38 C37	C38 D37	D38 E37	E38 F37	F38 G37
A36 B35	B36 C35	C36 D35	D36 E35	E36 F35	F36 G35
A34 B33	B34 C33	C34 D33	D34 E33	E34 F33	F34 G33
Franklin					
A32 B31	B32 C31	C32 D31	D32 E31	E32 F31	F32 G31
A30 B29	B30 C29	C30 D29	D30 E29	E30 F29	F30 G29
A28 B27	B28 C27	C28 D27	D28 E27	E28 F27	F28 G27
A26 B25	B26 C25	C26 D25	D26 E25	E26 F25	F26 G25
A24 B23	B24 C23	C24 D23	D24 E23	E24 F23	F24 G23
A22 B21	B22 C21	C22 D21	D22 E21	E22 F21	F22 G21
Jemison					
A20 B19	B20 C19	D19	D20 E19	E20 F19	G19
A18 B17	B18 C17	D17	D18 E17	E18 F17	G17
A16 B15	B16 C15	D15	D16 E15	E16 F15	G15
A14 B13	B14 C13	D13	D14 E13	E14 F13	G13
A12 B11	B12 C11	D11	D12 E11	E12 F11	G11
A10 B09	B10 C09	C10 D09	D10 E09	E10 F09	F10 G09
A08 B07	B08 C07	C08 D07	D08 E07	E08 F07	F08 G07
A06 B05	B06 C05	C06 D05	D06 E05	E06 F05	F06 G05
A04 B03	B04 C03	C04 D03	D04 E03	E04 F03	F04 G03
Ochoa					
A32 B31	B32 C31	C32 D31	D32 E31	E32 F31	F32 G31
A30 B29	B30 C29	C30 D29	D30 E29	E30 F29	F30 G29
A28 B27	B28 C27	C28 D27	D28 E27	E28 F27	F28 G27
A26 B25	B26 C25	C26 D25	D26 E25	E26 F25	F26 G25
A24 B23	B24 C23	C24 D23	D24 E23	E24 F23	F24 G23
A22 B21	B22 C21	C22 D21	D22 E21	E22 F21	F22 G21
Edison					
A20 B19	B20 C19	D19	D20 E19	E20 F19	G19
A18 B17	B18 C17	D17	D18 E17	E18 F17	G17
A16 B15	B16 C15	D15	D16 E15	E16 F15	G15
A14 B13	B14 C13	D13	D14 E13	E14 F13	G13
A12 B11	B12 C11	D11	D12 E11	E12 F11	G11
A10 B09	B10 C09	C10 D09	D10 E09	E10 F09	F10 G09
A08 B07	B08 C07	C08 D07	D08 E07	E08 F07	F08 G07
A06 B05	B06 C05	C06 D05	D06 E05	E06 F05	F06 G05
A04 B03	B04 C03	C04 D03	D04 E03	E04 F03	F04 G03

B Street

C Street

D Street

E Street

F Street

G Street

Pit Admin

Participating Teams

Number	Pit Address	Name
130	D24	Blazing Spirits
252	A48	Electric Quahogs
369	A24	Oakton Cougar Robotics 369
701	A22	The GONK Squad
772	A46	Golden Dragons
3050	D22	G-Bots
3188	A20	Squiggle Splat Bang
3189	A18	Rapid Unscheduled Disassembly
3747	A44	The Hive
3825	D20	Ψ Lynx

Pit Address

Team Number

Team Schedule

FIRST 2025
CHAMPIONSHIP

PRESENTED BY **BAE SYSTEMS**

TUESDAY	
3:00 PM – 6:00 PM	Pits Open
3:00 PM – 6:00 PM	<i>FIRST</i> Tech Challenge Early Team Check-In
3:00 PM – 6:00 PM	Robot Help Desk Available
WEDNESDAY	
7:30 AM – 7:00 PM	Pits Open
7:30 AM – 10:00 AM	<i>FIRST</i> Tech Challenge Team Check-In
9:00 AM – 12:30 PM	Scheduled Judges Interview Appointments, Scheduled Robot Inspection and Field Inspection and Calibration Appointments
12:30 PM – 1:30 PM	Lunch
1:30 PM – 2:30 PM	Scheduled Judges Interview Appointments, Scheduled Robot Inspection and Field Inspection and Calibration Appointments
3:00 PM – 3:40 PM	Drivers' Meeting @ the Competition Fields
4:00 PM – 4:40 PM	<i>FIRST</i> Tech Challenge Competition Kickoff and Welcome, Followed by Qualification Matches
5:00 PM – 6:45 PM	Qualification Matches
THURSDAY	
7:30 AM – 6:30 PM	Pits Open
7:45 AM – 8:15 AM	Robot Sensor Calibration Opportunity @ Competition Playing Fields
8:30 AM – 11:45 AM	Qualification Matches (Franklin and Jemison 8:30-11:15, Edison and Ochoa 8:30-11:45)
11:15 AM – 1:30 PM	Lunch (Franklin and Jemison 11:15-1:00, Edison and Ochoa 11:45-1:30)
1:00 PM – 5:45 PM	Qualification Matches (Franklin and Jemison 1:00-5:45, Edison and Ochoa 1:30-5:45)



alcomw

FRIDAY

All-Day	Tiara Friday
7:30 AM – 6:30 PM	Pits Open
7:45 AM – 8:15 AM	Robot Sensor Calibration Opportunity @ Competition Playing Fields
8:30 AM – 11:45 AM	Qualification Matches (Franklin and Jemison 8:30-11:15, Edison and Ochoa 8:30-11:45)
11:15 AM – 1:30 PM	Lunch (Franklin and Jemison 11:15-1:00, Edison and Ochoa 11:45-1:30)
1:00 PM – 4:20 PM	Qualification Matches (Franklin and Jemison 1:00-4:20, Edison and Ochoa 1:30-4:20)
4:20 PM – 4:30 PM	Mascot Parade (Meet at Pit Admin at 4:00 PM)
4:30 PM – 5:30 PM	Alliance Selection
5:30 PM – 6:15 PM	Playoff Matches Drivers' Meeting

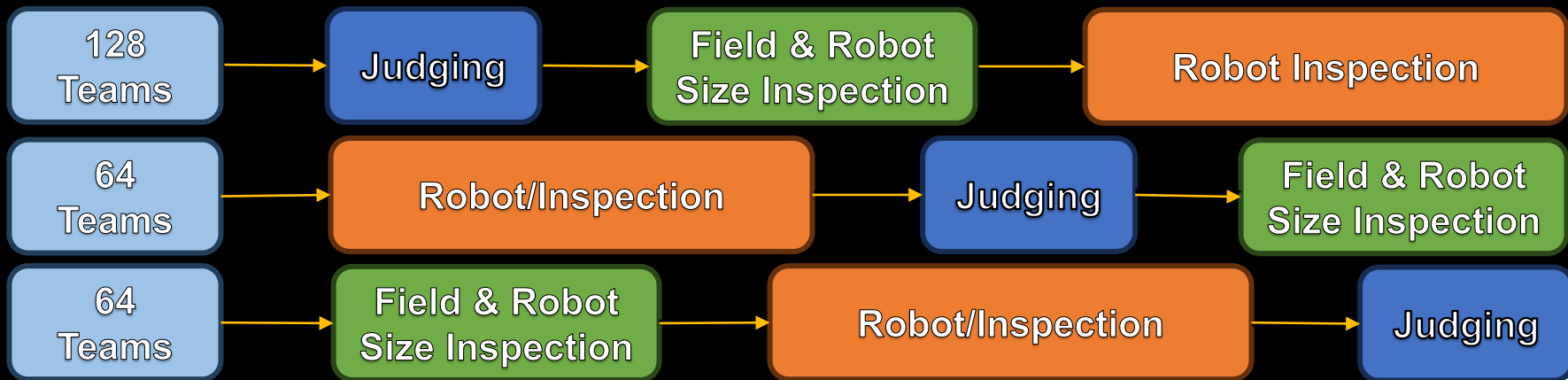
SATURDAY

All-Day	Suspender Saturday
7:30 AM – 6:30 PM	Pits Open
7:45 AM – 8:15 AM	Robot Sensor Calibration Opportunity @ Competition Playing Fields
8:30 AM – 11:15 AM	Division Playoff Matches and Division Awards
11:15 AM – 1:15 PM	Lunch
1:15 PM – 1:30 PM	One <i>FIRST</i> Closing Celebration
1:45 PM – 4:00 PM	Championship Playoff Matches, Championship Final Matches, and Awards
4:00 PM – 6:00 PM	Load Out

*All times listed are in UTC/GMT-5, or Central Time and are subject to change. All times are estimated based on flow of matches.
See Pit Administration for updated times.

Inspection and Judging

- **Three Different Schedule Paths for Teams**
- **Assigned Appointment Times:** 9:00 am through 12:30 and 1:30 pm through 2:30 pm.
- **Schedule Change Requests:** We are not able to accommodate change requests.
- **Time Between Appointments:** Transition time varies; 45-minute minimum for most teams.



Field Inspection and Robot Size Inspection


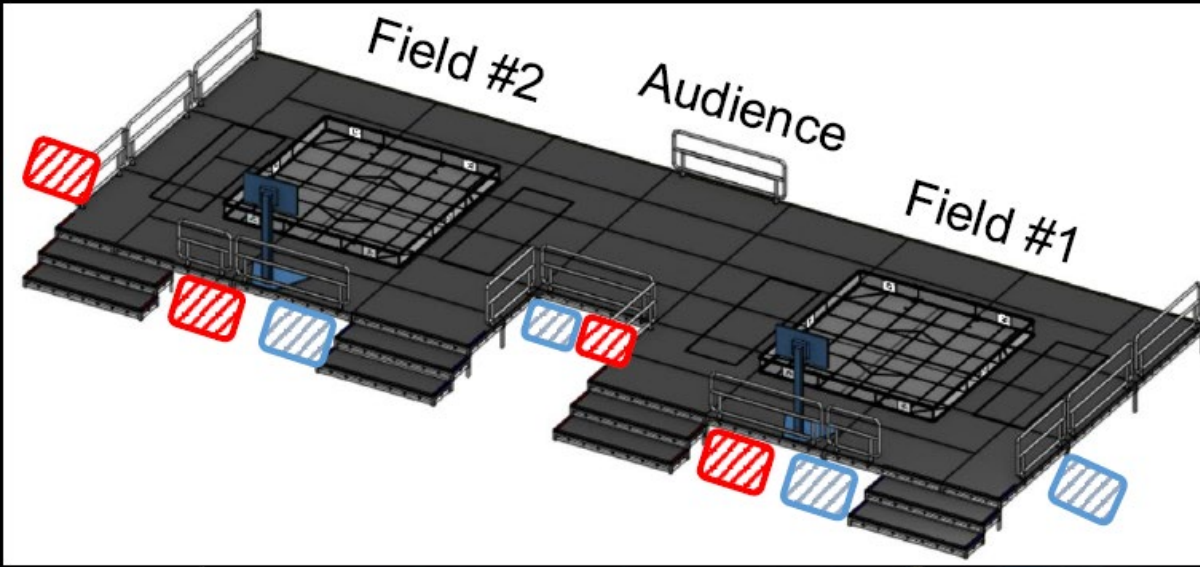
- **When:** Inspection appointment times are assigned to each team.
- **What to bring:** Up to 5 team members (Drive Team-4, Team Software Programmer-1) and everything needed to run a practice match: Robot, Main Battery, Driver Station.
- **Location:** Field and robot size inspections occur at the competition fields.
- **Sensor Calibration:** Teams may calibrate their robot's sensors on both of their division's competition playing fields after passing field inspection. Do not arrive late for Judging and Robot Hardware Inspection appointments that may follow Field Inspection.
- **Robot Size Inspection:** Performed directly following Field Inspection in the competition area.
- **Pro Tips:** Before arriving in Houston:
 - Use the Self-Inspection tool built-into the Driver Station app to verify that your Driver Station and Robot Controller comply with the software and Android system configuration rules.
 - Complete the Field Inspection Checklist to assure that the robot is ready for inspection.

Ask to the Coaches!

- We need YOUR help!!
- We're looking for 10 Wednesday volunteers to help with robot weights and pictures as part of *FIRST* Championship Inspection Process.
- If you have extra coaches, parents, older siblings, friends, cousins, neighbors traveling with your team we'd love their help.
 - Must be 18 + and have signed a consent and release form.
- Please email our Volunteer Coordinator Vince Frascella, vfrascella@firstpartners.org and sign up for the event in VMS as "assign me as needed".
- We'll get you a volunteer shirt and a "free lunch" on Wednesday!

Robot Sensor Calibration Opportunities

- **Schedule:**
 - Wednesday: During the team's scheduled field inspection time.
 - Thursday, Friday, and Saturday morning: 7:45 a.m. to 8:15 a.m.
 - Saturday morning and afternoon:
 - Immediately following the Division Finals Matches.
- **Location:** Competition Playing Fields
- **Rules:**
 - Sensor calibration activities only. Do not test/practice autonomous programs.
 - Three or fewer representatives per team are allowed on the stage.
 - Be considerate of other teams' time, playing field access, etc.



FIRST
DIVE
PRESENTED BY Qualcomm

FIRST Tech Challenge Championship Judging

April 9, 2025

Jill Wilker, Global Lead Judge Advisor



PRESENTED BY BAE SYSTEMS

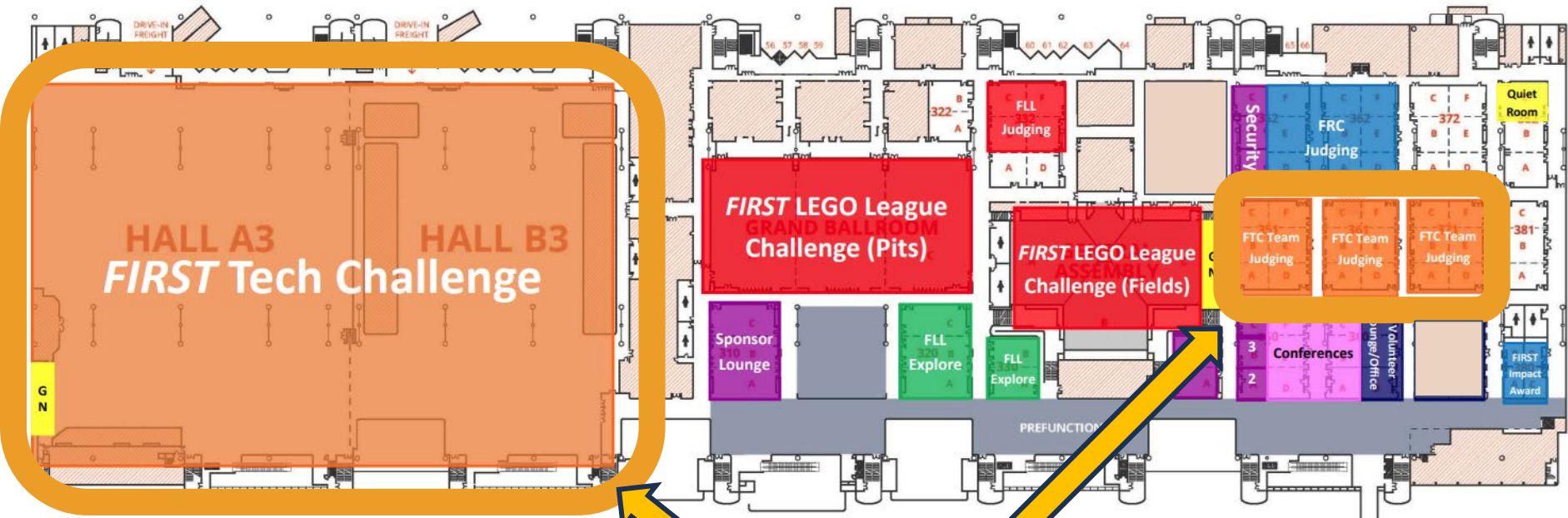
Team Judging Schedule

- Wednesday 8:30am-2:30pm:
 - Each team will have a 15 minute session with a panel of 2 to 3 judges
 - Each team may start their interview with a ~5 minute presentation - this is not required
 - Each room will have “pipe and drape” to section the room into 2 interview spaces
 - Judge queuers will help you get to the right room - improving queueing process
- Thursday 7:30am-6:30pm, Friday 7:30am-12pm
 - Judge pit visits!
- Friday afternoon
 - Portfolio & Team Feedback form will be returned (via Pit Admin)

Pipe and Drape Interview Room



- There are two Judging spaces in each room!
 - Two interviews occur at the same time, separated by pipe and drape
 - There is no power outlet available
- Please be courteous to your neighbor
 - Watch your volume
 - No loud team cheers / chants
 - Be quiet when leaving the room



*GN: Gender Neutral Restrooms

FTC Areas

Distance: ~500 meters (0.3 miles)



What to Bring to Wednesday Formal Interview:

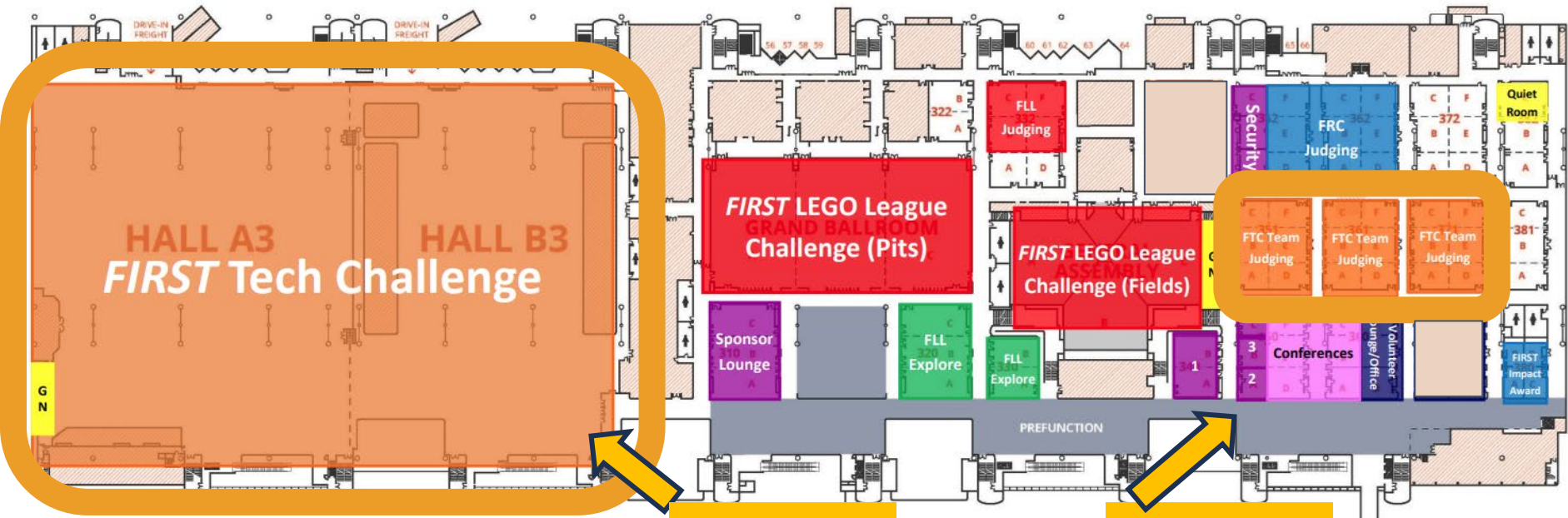
- Teammates - at least 2, recommend full team
- Robot
- 1 **PRINTED** copy of Portfolio (up to 15 pages plus a cover page)
 - very helpful to bind the portfolio in some manner - stapled, clipped, in a binder
- You may bring 1 adult (Silent Observer) into judging Formal Interview
 - Silent Observer stands behind the team
- If needed, you may bring 1 translator into judging Formal Interview

IMPORTANT:

- **Please do not leave behind any additional materials** - additional materials may be referenced and shown to judges during the Judge's pit visits
- No Pictures or Video in the Judging Rooms

Queuing for Formal Interview

- Check-in table near exit of Hall B3 **20 to 25 minutes ahead of your scheduled interview**
- Walk down hallway on level 3
 - Go to your check-in table in Pre-Function main hallway near aisle 351 be there at least 10 minutes before interview
- **You will be directed to an interior hallway near room 351 to queue**
- You will be escorted ~5 minutes before scheduled interview to correct door / hallway
 - Please try to keep your voices down in the interview hallways
 - Please keep team against wall to leave space for others to walk through
- Judge will open door and invite you in to room at your scheduled interview time
- After 15 minutes, your interview will be complete and you can head back to your pit area
 - **Please do not linger in hallway** outside of judging room after your judging interview



*GN: Gender Neutral Restrooms

Interview
Check-in
Table

Division
Queue
Area

Plan for 10 to 15 minutes to walk from Hall B3 to Judging area

A few comments about giving items to Judges (SWAG):

- Best to hand out during pit visits (do not hand out during the formal interview please)
- Please do not offer food, plants or anything that someone could be allergic to
- There is no benefit to teams that give items to Judges
- There is no negative to teams that don't give items to Judges
- Judges may say no to receiving items from teams - don't be offended

93 Judged Awards

- Each division will have 23 Awards, across 4 divisions + 1 overall Event Inspire winner
- Division Winner plus Division 2nd & 3rd Place Finalists for each Judged Award:
 - Inspire, Think, Connect, Innovate, Control, Motivate, Design
 - Plus 2 Judges' Choice Awards
- Overall Event Inspire Award winner will be selected from the 4 Division Inspire Award winners
- All Division Award Winners receive a Trophy
 - 1 team will receive both the Division Inspire winner trophy + Event Inspire winner trophy
- Division Inspire Finalists (2nd and 3rd places) will receive a Trophy

“We Missed You” tent cards

For Pit Visits, if a team is not there:

- Judges will fill out a card - fold in half as a “tent card” and leave on pit table
- Judges will let the team know that they were missed & identify a time when the judges will return
- If team is not present when judges return again at the specified time, a section of the card will ask the team to go to Pit Admin & let them know a time that the team will be present
- Pit Admin will contact that Division’s JA - and that will get relayed to the right judges

EXAMPLE



Need to talk to a Judge Advisor?

- **Ask Pit Admin** to contact a Judge Advisor
- Helpful to say if it is the Coach or Team that would like to talk to a Judge Advisor & a short explanation of why
 - If Coach, please leave a name
 - If Team, please leave a time window when team will be present at their pit area
- One of the Judge Advisors will make a point to stop by as soon as possible
 - Please advise if the issue is urgent - please relay a few details if possible to the Pit Admin that conveys why the issue is urgent

Drivers' Meeting and Welcome Ceremony

Drivers' Meeting: 3:00pm CT on the *FIRST* Tech Challenge Competition Fields.

- Drive teams should assemble in the center section of the Edison and Ochoa stands. Non drive team members should sit on the Jemison and Franklin side.
- **Email your Drivers' Meeting questions to us at ftcteams@firstinspires.org with the subject line "FIRST Championship – Drivers' Meeting"**

Welcome Ceremony: 4:00pm CT on the *FIRST* Tech Challenge Competition Fields

Qualification Matches: 5:00pm CT on the *FIRST* Tech Challenge Competition Fields

*Don't forget to read the Competition Manual and check the Q&A! <https://ftc-qa.firstinspires.org/>



Matches

- Teams will compete in 10 qualifying matches.
- We will have volunteer queuers, to help teams get to the right place at the right times, but teams are responsible for getting to their matches on time.
- Please listen and be respectful to our queuers.
- Teams may ask match questions by standing in the question box and following the event question box rules outlined in our Competition Manual.

FIRST Block Party at Discovery Green

- **Wednesday, April 16 – Friday, April 18**
- The *FIRST* Championship Discovery Green Block Party is the outside extension of our campus. A variety of activities will be available throughout the week such as giant family-friendly lawn games, dance party and movies in the park.
- Discovery Green is directly across from the George R. Brown Convention Center.
- A detailed schedule of activities will be available in the app!
 - Wednesday = Silent Disco
 - Thursday = Live Band Karoke
 - Friday = DJ Dance Party
 - Every Day = Lawn Games



Security

- Be sure to keep valuable items with you always or placed in a lockable compartment in your pit station.
- *FIRST* and the George R. Brown Convention Center do not guarantee security of personal items. We strongly recommend that you do not leave behind valuable items in your pits at any time, such as personal computers, cell phones, cameras, etc.
- You can report any lost items to the Event Information Desk on the 1st floor of the venue.
- Remember, the pits are open to the public. Please take proper security measures to protect your valuable items.

Venue Security

- Teams will need to go through a bag check to enter the venue
 - The less stuff you bring in each day the faster it will be
 - This line is crowded first thing in the morning, if you have an early match, please plan ahead
- Venue rules state that no outside food or drinks will be allowed in the venue, unless you have a medical reason.
- Prohibited Items list available in the [Event Guide](#)

GRB Food Kiosks

There are several food kiosks managed and run by the GRB throughout the venue. **All GRB food kiosks are cashless and will only accept debit and credit cards.**

If you would like to use cash GRB staff will be setup on the 1st floor (near Main Registration) at a kiosks that will have the ability to accept cash and turn that into a GiveX card (a gift card that can be used at the food kiosks) that you can use throughout the week.

At the end of the event they will refund any remaining money left on the card or you can keep the card with the money loaded and use it next year.

Specialty Rooms

Prayer Room

- There will be two prayer rooms available for anyone wishing to observe religious practice onsite during event hours. These rooms are located across the skybridge in the Marriott Marquis Hotel; Montgomery A&B.

Quiet Room

- A Quiet Room is available for those participants who need a quiet space to de-stress and take a break from the business of the competition. The Quiet Room is in room 362CF, Level 3 of the GRB. If you would like to donate items (things like playing cards, board games, stress balls, puzzles) for the room, please bring them to the room.
- Wednesday, April 16 – Saturday, April 19 open 8am – 6pm

Nursing Mothers Room

- Two Mamava lactation pods are conveniently located on the North and South side of Mezzanine Level 2. Nursing parents can access these private, clean, and comfortable spaces to breastfeed or pump using the free Mamava app available on the Apple iOS Store or Google Play Store. Click [here](#) for guidance on using the app and locating the pods.

More information can be found in the [Event Guide](#)

Load Out

Saturday, April 19, 8:00am – 6:00pm

Staffed Load Out: 4:00pm – 6:00pm

Please be respectful of other teams and the public on your departure, leave your area clean, and be safe.

Teams may carry their team supplies out of the front door at any time during the week, including on Saturday. There is no area for a vehicle to drive or park at the front of the venue.

Load Out Process

- Please have your driver place their orange load out pass in the front of the windshield of their vehicle. Vehicles will have to check in at the ramp entrance as they did during load in.
- On Saturday, when your team is completely packed and ready to load out, bring your packed equipment to the queue, Door A, by the loading docks on level 3.
- Check in with a Load Out volunteer, and then call your driver and have them proceed to the third-floor ramp (see map above). Note: If teams follow the map, they should avoid all FRC traffic.
- Team vehicles should arrive within 10-15 minutes of your call. Drivers cannot arrive before the team is in queue at the loading dock. If they do, they will be sent around to get back in the que.
- Your driver will be directed to a loading dock space as they pull into the loading dock area by a load out volunteer. Drivers **MUST** stay with their vehicles.
- Please move your packed pit items to the assigned dock space when told by one of the load out volunteers.

We can't wait to see you in Houston!

Questions?!

Add title

Add caption

FIRST
2025

CHAMPIONSHIP

PRESENTED BY

BAE SYSTEMS

Appendix

FIRST Championship Certificate:

<https://www.firstinspires.org/resource-library/ftc/game-and-season-info>

Arrival Information

FIRST 2025
CHAMPIONSHIP

PRESENTED BY **BAE SYSTEMS**

George Bush Intercontinental Airport (IAH)

-
- www.supershuttle.com
-
-

FIRST
DIVE

PRESENTED BY **Qualcomm**

Arrival Information

FIRST 2025
CHAMPIONSHIP

PRESENTED BY **BAE SYSTEMS**

Hobby Airport (HOU)

Lyft: Curb Zone 5 outside Baggage Claim and Arrivals

Taxi: Curb Zone 2 outside Baggage Claim and Arrivals

Super shuttle:

- Advanced reservations highly recommended
- www.supershuttle.com
- Pickup: Curb Zone 1 outside Baggage Claim and Arrivals
- Ticket counter located in Baggage Claim

FIRST
DIVE
PRESENTED BY **Qualcomm**

Arrival Information

FIRST 2025
CHAMPIONSHIP

PRESENTED BY BAE SYSTEMS

Taxis are available at the airport.

- [Hobby Airport Taxi](#) is ~\$30 downtown one-way
- [IAH Taxi](#) is ~\$60 downtown one-way



Uber/Lyft Apps

- Price fluctuates depending on location activity
- Roughly \$30-40 one-way

Prices subject to change

FIRST
DIVE
PRESENTED BY Qualcomm

Arrival Information

FIRST 2025
CHAMPIONSHIP

PRESENTED BY **BAE SYSTEMS**

Super Shuttle

- **Reserve in advance**- can do round-trip
- ~\$80 from Hobby one-way
- ~\$80 from IAH one-way

Omega Royal

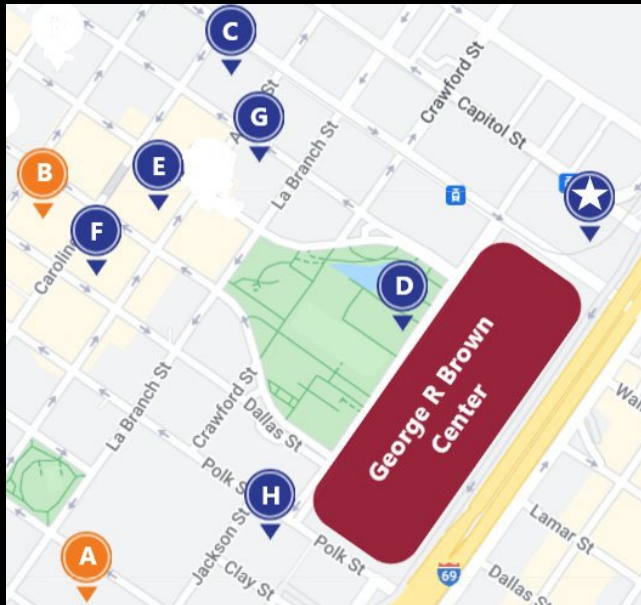
- Reserve in advance- can do round-trip
- ~\$60 from Hobby one-way
- ~\$60 from IAH one-way

Prices subject to change



FIRST
DIVE
PRESENTED BY Qualcomm

Additional Parking



- A. Toyota Tundra Garage \$10/day
- B. [111 San Jacinto St.](#) 18/day
- C. [Houston Center Garage One](#) \$25/day
- D. Avenida Central Garage (Discovery Green) \$40/day
- E. [4 Houston Center East Garage](#) \$18/day
- F. Four Seasons Hotel Garage \$25/day
- G. 5 Houston Center Garage \$30/day
- H. Avenida South Garage \$40/day

Pricing may vary.

Metro Passes (discounted)

[Click here to buy discounted* day pass](#)

*Pass is a discount only if you are riding 3 or more times a day

Or use the [Championship App](#)

POWER YOUR TRAVELS TO THE 2025 FIRST ROBOTICS CONFERENCE

Conference attendees can now explore our nation's fourth largest city with the **METRO FIRST Robotics Convention Pass**. Enjoy unlimited local bus and light-rail service, April 16 – 19, including travel to destinations across the city.

Pass Options

Single Day Pass (Student) - \$1.50
Single Day Pass (Adult) - \$3.00

**CLICK
HERE
TO BUY**



METRO

RideMETRO.org | Call or text 713-655-4000

Metro Passes (Not Discounted)

FIRST 2025
CHAMPIONSHIP

PRESENTED BY BAE SYSTEMS



- [METRO Fares](#) along their routes can cost \$1.25 per person
- \$1.25 EXACT cash per ride OR use a Day Pass
- Day Passes can be purchased:
 - [Online](#) and will be mailed to you within 7 business days
 - [In-person](#) at 1001 Travis St Metro Ride Store
 - Card is free
- [Online Ride Store](#) has other options, including Metro

Download for iPhone

Scan the QR code using your iPhone to download the METRO Q Ticketing App from the App Store



Download for Android

Scan the QR code using your Android phone to download the METRO Q Ticketing App from Google Play



FIRST
DIVE
PRESENTED BY Qualcomm

Arrival Information

FIRST 2025
CHAMPIONSHIP

PRESENTED BY **BAE SYSTEMS**

George Bush Intercontinental Airport (IAH)

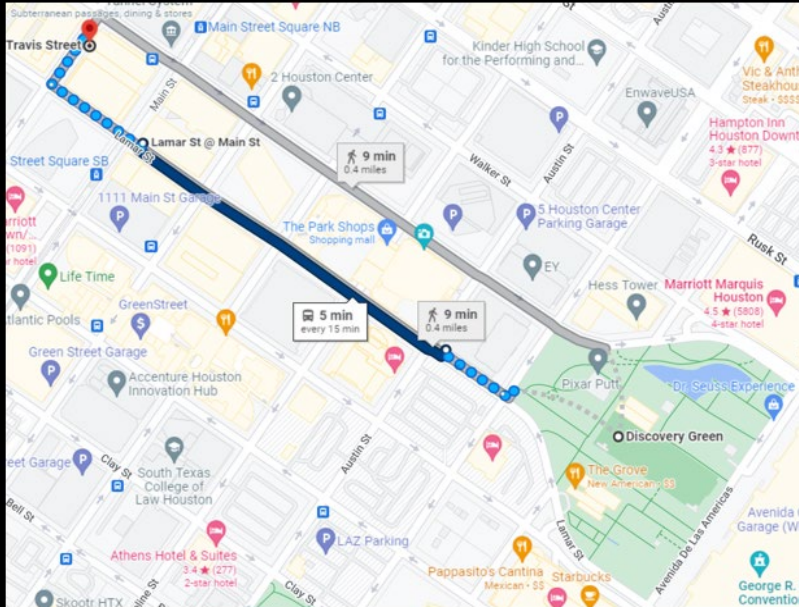
Uber/Lyft/Taxi: Outside Baggage Claim and Arrivals-All Terminals

Super Shuttle:

- Advanced reservations highly recommended
- www.supershuttle.com
- Pickup: outside Baggage Claim and Arrivals level, Terminals A, B, C, and E
- Ticket Counters in Terminals A, B, and C in Baggage Claim; Terminal E in Arrivals

FIRST
DIVE
PRESENTED BY **Qualcomm**

Metro Info



Nearest location to purchase DAY pass is at
1001 Travis St., 8am-5pm

- You CANNOT get a refund
- Only buy what you need!
- **Customer Service: 713-635-4000**
- **Online Ride Store: 713-652-8994**

Metro Day Pass

FIRST
2025

CHAMPIONSHIP

PRESENTED BY

BAE SYSTEMS



METRO Day Pass

Functions as a debit card for riding METRO. It allows you to ride **local service** as often as you like during the day for a maximum of \$3 (regular fare) or \$1.50 (discounted fare). Using a day pass on **Park & Ride service** may require an upcharge.

What services can you pay for with it?



Local Bus



Park & Ride Commuter Express Bus



METRORail



METRORapid



METRO curb2curb

Where can you get one?

Obtain and load - or reload a card

- METRO RideStore | [See locations](#)
- Participating retailers | [Find a store](#)

Obtain and load only

- METRO Online RideStore

Reload only

- [Online](#)
- Select vending machines | [More info](#)
- Reload machine on all local buses | [More info](#)

What can you use to load or reload money on it?

- ✓ Cash
- ✓ Credit card
- ✓ Debit card

Exceptions:

- Reload machines on local buses accept cash only (no coins).
- Oval-shaped vending machines at METRO Park & Ride lots and select transit centers accept credit/debit only.
- METRO RideStore at Downtown Transit Center accepts check or money order as well.
- METRO RideStore at Main Street Square doesn't accept cash.
- METRO Online RideStore doesn't accept cash.

Metro Services

FIRST
2025

CHAMPIONSHIP

PRESENTED BY

BAE SYSTEMS



Local Bus

More than 80 routes; thousands of shelters and stops



Park & Ride Bus

Express bus service for suburban communities



METRORail

Three light rail lines in and around downtown Houston



METRORapid

It looks like a bus, but runs like rail



METRO curb2curb

On-demand rideshare service in specific communities



METROLift

Shared-ride paratransit service for preapproved customers



METRO STAR Vanpool

Rideshare service offering a fast, cost-efficient commute



HOV/HOT Express Lanes

Barrier-separated lanes on Houston's busiest freeways



All METRO buses are ADA accessible, offer free Wi-Fi, come equipped with video surveillance security cameras and can carry up to two bikes at a time on an easy loading bike rack attached to the front of the bus.

The regular fare to board is \$1.25. The discounted fare is 60 cents.

Local bus routes are color-coded. During most hours each day:

- Red routes run at least every 15 minutes
- Blue routes run every 16-30 minutes
- Green routes run every 30-60 minutes

[Learn More](#)

Follow us, “Like,” and Share!

FIRST 2025
CHAMPIONSHIP

PRESENTED BY **BAE SYSTEMS**

Connect with *FIRST*®

- [Instagram](#)
- [TikTok](#)
- [LinkedIn](#)
- [Facebook](#)

Follow *FIRST* Programs

- Facebook: [@FIRSTRoboticsCompetition](#), [@FTCTeams](#) , [@FLLTeams](#)

FIRST DIVE Season Social Graphics

- [Find them here!](#)

FIRST
DIVE
PRESENTED BY **Qualcomm**

Engage With the Community

FIRST 2025
CHAMPIONSHIP

PRESENTED BY BAE SYSTEMS

Post your videos and photos of the event on social media – tag *FIRST* handles and use the following hashtags:

- Event hashtag [#FIRSTChamp](#)
- Narrative Hashtags: We are using [#GetAnywhere](#) to unite the community in a fun, authentic and engaging dialogue that is universal to the *FIRST* experience. The [#GetAnywhere](#) campaign demonstrates that *FIRST* helps build STEM skills that are critical for all careers, even ones not traditionally considered “STEM.” Tip [watch our “Get Anywhere” video series here](#)
- - [#FIRSTDIVE](#)
 - [#REEFSCAPE](#)
 - [#INTOTHEDEEP](#)
 - [#SUBMERGED](#)
 - [#omgrobots](#)
 - [#morethanrobots](#)

FIRST
DIVE
PRESENTED BY Qualcomm

Tips for creating #GetAnywhere Content

FIRST 2025
CHAMPIONSHIP

PRESENTED BY **BAE SYSTEMS**

- Share your personal story about how your *FIRST*-learned skills have helped you get where you are today with the hashtag #GetAnywhere.
- Share your thoughts on how *FIRST* equips you with the STEM and real-world skills needed for a variety of careers and educational opportunities.
- Be true to yourself – social media is all about authenticity! If you feel comfortable, share some challenges and/or failures that helped you learn and grow along the way and empowered you to #GetAnywhere (your story may inspire someone else to push through something challenging!).

FIRST
DIVE
PRESENTED BY **Qualcomm**