



FIRST® IN SHOWSM
presented by Qualcomm

firstinspires.org/robotics/ftc

2023-2024 *FIRST*® Tech Challenge

Game Field AprilTag Stickers

Game Field AprilTag Stickers

Printing This Document

This document contains the images of the six AprilTag stickers used on the Game Field. These six images are reproduced in the Appendix of this document at full scale. However different PDF reader applications/plugins will likely, by default, attempt to print this document at a scale that is not 100%. It is important to select the print size of this document at “Actual Size”, or set a Custom Scale and ensure the scale is 100%, depending on the options in your reader application/plugin. Figure 1 shows an example set of print settings from Adobe Reader.

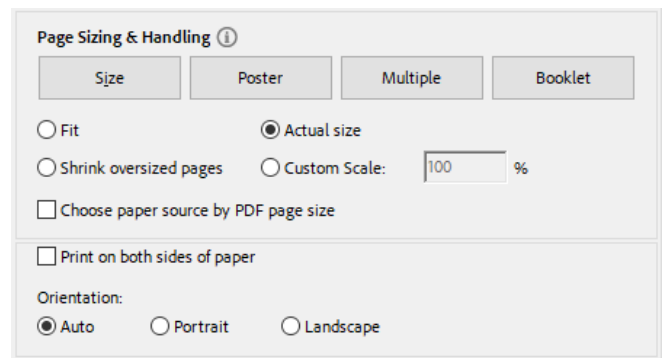


Figure 1: Example print settings for printing PDF at Actual Size

Verifying The Final Print

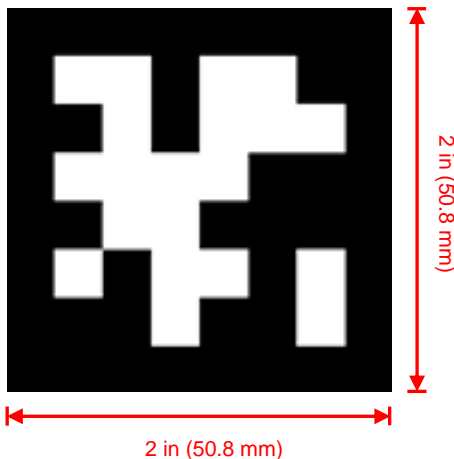

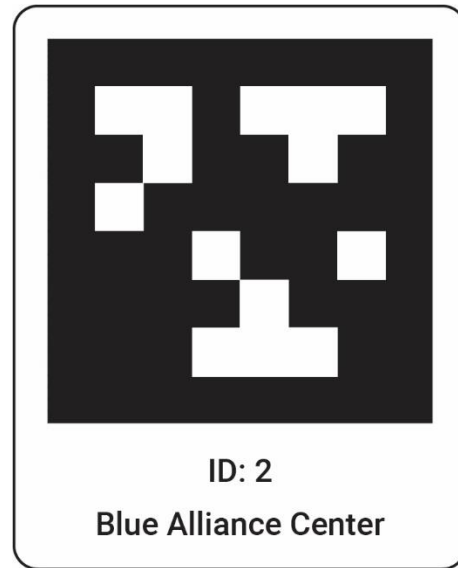



Figure 2: Validating the measurement of the AprilTag tag area, Tag 1 used as an example

Once printed, it is recommended to measure the AprilTags on the final printed document to verify that the AprilTags have been printed correctly. All AprilTags in this document are the same size – each tag area is a 2 inch (50.8mm) square. The tag area is defined by the black square with the white square “pixels” inside. See Figure 2 for an example of how to measure the tag area.

Remember, printing this document is **NOT REQUIRED**. Game Field AprilTag Stickers are included with all half and full field kit orders from AndyMark.

Appendix A – Blue Alliance Backdrop AprilTags



Appendix B – Red Alliance Backdrop AprilTags

