

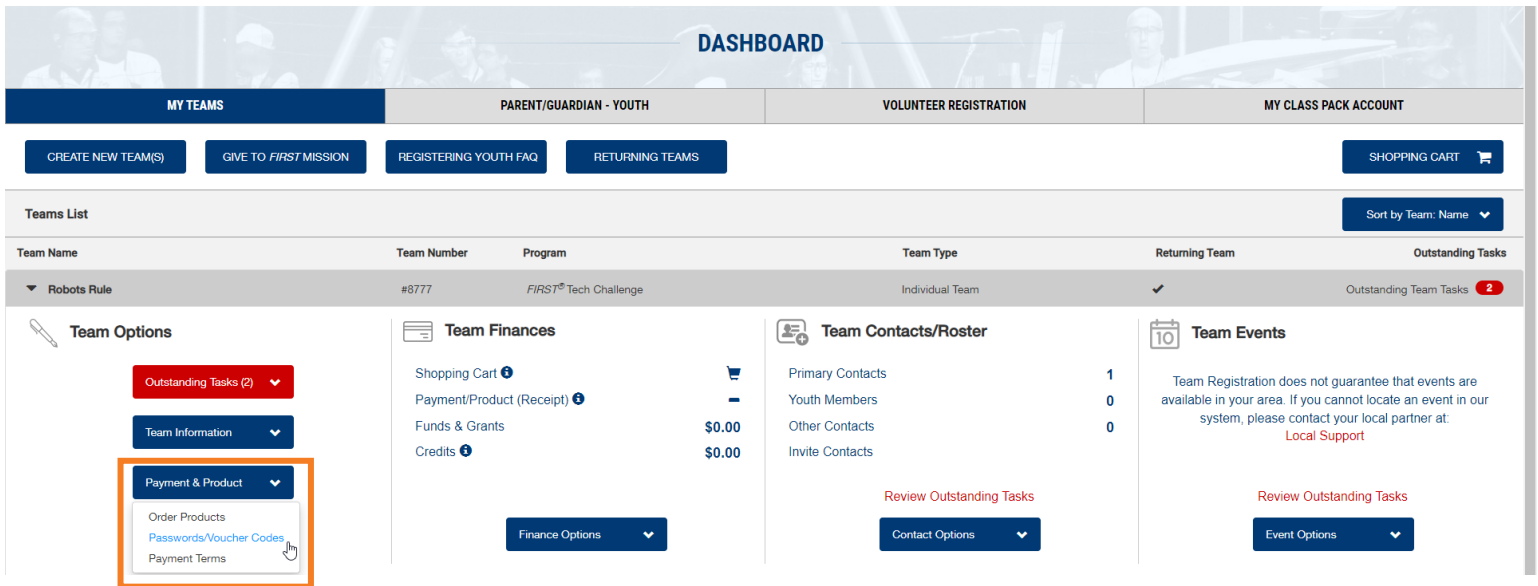
# Official Game Q&A Forum Instructions

The Official Game Q&A Forum is a place where teams can ask questions and receive official answers about the game rules, robot rules, advancement criteria, and judging. The forum is moderated by *FIRST* Tech Challenge experts. In order to post to the Game Q&A Forum, you'll have to use an official FTC Team account. These accounts start with the letters FTC and are followed by your team number, for example: **FTC01234**

Anyone can create a general account to view the forum, however only official FTC team accounts may ask questions.

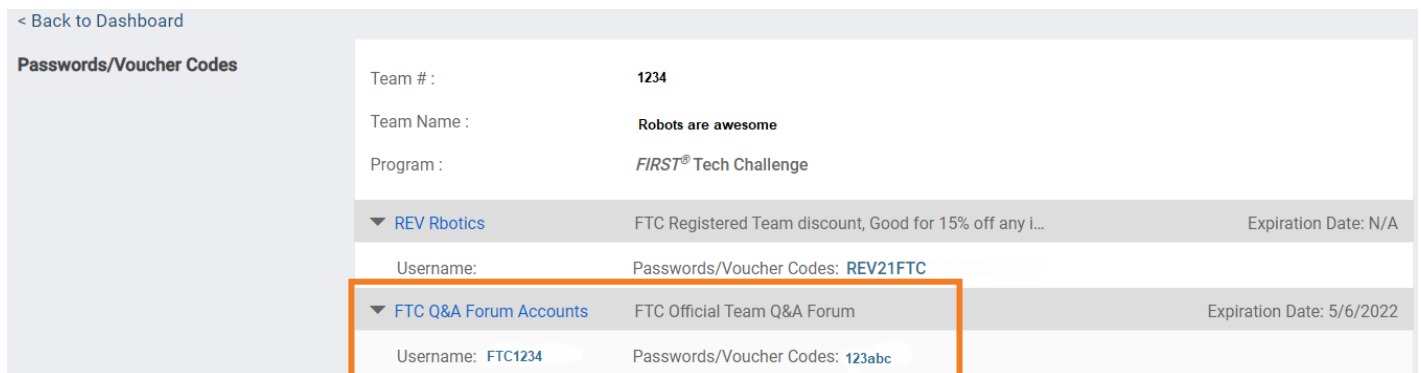
## How to Access Username and Password

1. Log into your [www.firstinspires.org](http://www.firstinspires.org) dashboard.
2. From the main screen, click the "Payment and Product" dropdown. Then click "Passwords/Voucher Codes".



The screenshot shows the dashboard with a navigation bar containing 'MY TEAMS', 'PARENT/GUARDIAN - YOUTH', 'VOLUNTEER REGISTRATION', and 'MY CLASS PACK ACCOUNT'. Below this are buttons for 'CREATE NEW TEAM(S)', 'GIVE TO FIRST MISSION', 'REGISTERING YOUTH FAQ', 'RETURNING TEAMS', and 'SHOPPING CART'. A 'Teams List' table is visible with columns for Team Name, Team Number, Program, Team Type, Returning Team, and Outstanding Tasks. The 'Team Options' section on the left has a dropdown menu for 'Payment & Product' which is highlighted with an orange box. The dropdown menu includes 'Order Products', 'Passwords/Voucher Codes', and 'Payment Terms'. Other sections include 'Team Finances', 'Team Contacts/Roster', and 'Team Events'.

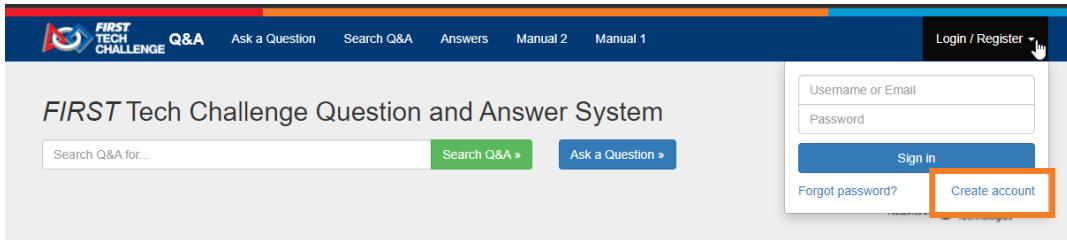
3. The username and password is listed under "FTC Q&A Forum Accounts".



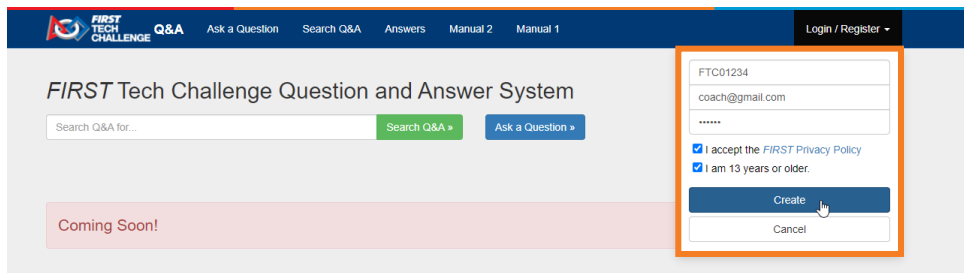
The screenshot shows the 'Passwords/Voucher Codes' page with a '< Back to Dashboard' link. The page displays team information: Team #: 1234, Team Name: Robots are awesome, Program: FIRST® Tech Challenge. There are two sections: 'REV Robotics' and 'FTC Q&A Forum Accounts'. The 'FTC Q&A Forum Accounts' section is highlighted with an orange box and shows the Username: FTC1234 and Passwords/Voucher Codes: 123abc. The 'REV Robotics' section shows 'FTC Registered Team discount, Good for 15% off any i...' and 'Expiration Date: N/A'.

## Accessing the Forum

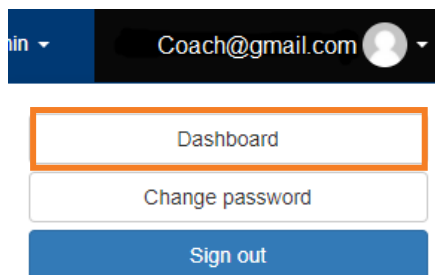
1. Click the following link to access the forum home page: <https://ftc-qa.firstinspires.org/>
2. When logging in for the first time, select "Create Account".



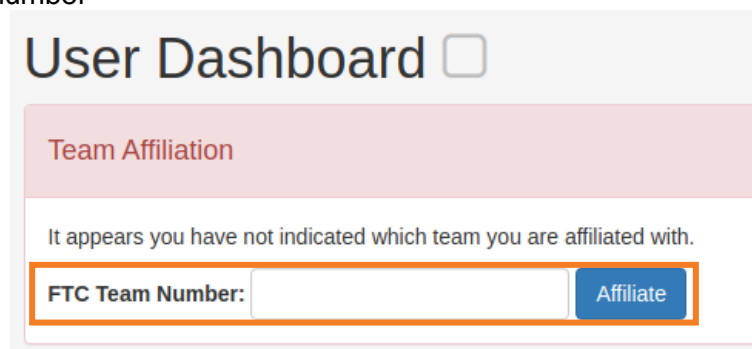
3. Log in or create and account using any username and password. You will need to accept the *FIRST* Privacy Policy and check that you are 13 years or older.



4. Once logged in, navigate to the user dashboard by clicking on your username, then the dashboard button.



5. Enter you FTC team number



- Enter the authorization code found in step 2 into the Auth Code field.

## User Dashboard

QA Authorization

It appears that no member of your team has activated question asking.

FTC Team Number: 12345

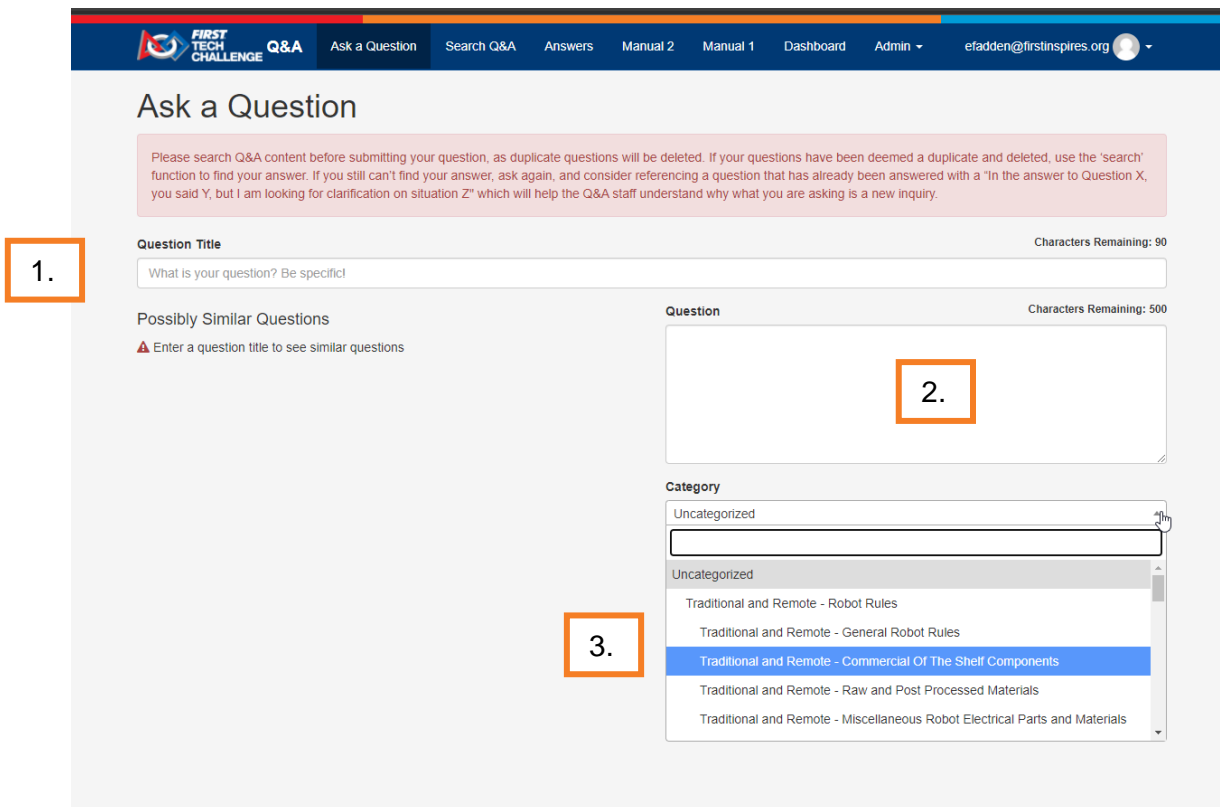
To enable asking questions from your account enter your activation code below:

Auth Code:  Verify Authorization

## Posting Questions to the Forum

---

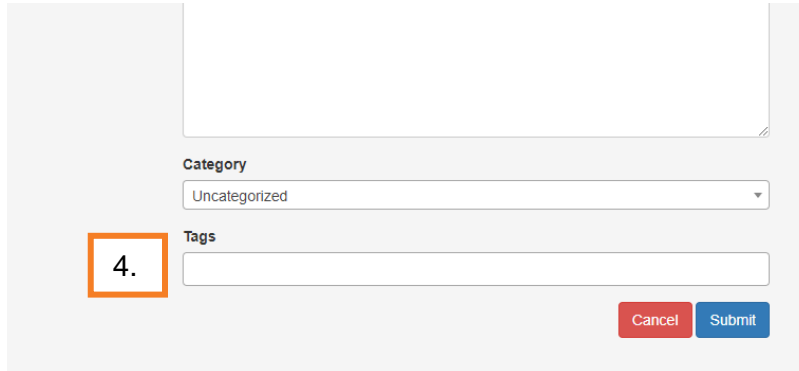
Before posting a question in the forum, please make sure you have read both the Game Manuals Part 1 and 2.



The screenshot shows the 'Ask a Question' interface. At the top is a navigation bar with 'FIRST TECH CHALLENGE Q&A' and various menu items. Below the navigation bar is a heading 'Ask a Question' and a pink informational box. The form consists of three main sections: 'Question Title' (with a character count of 90), 'Possibly Similar Questions' (with a warning to enter a title), and 'Question' (with a character count of 500). Below the question text is a 'Category' dropdown menu with several options, including 'Uncategorized', 'Traditional and Remote - Robot Rules', 'Traditional and Remote - General Robot Rules', 'Traditional and Remote - Commercial Of The Shelf Components' (which is highlighted), 'Traditional and Remote - Raw and Post Processed Materials', and 'Traditional and Remote - Miscellaneous Robot Electrical Parts and Materials'. Three orange boxes with numbers 1, 2, and 3 are overlaid on the form to indicate the steps: 1. points to the 'Question Title' field, 2. points to the 'Question' text area, and 3. points to the 'Category' dropdown menu.

- Create a title for your question, being specific as possible. If your question has already been asked, or a similar question has been asked, the question will show underneath the title. Please make sure to read the similar questions to determine if your question has already been answered.
- Type your question in the box. There is a 500-character limit per question. Only submit one question at a time.
- Select a category for your question. Note that there are separate categories for remote and traditional gameplay.

- Optional – You can select a tag that corresponds with your question. For example, if your question is about advancement, you could select ADVANCEMENT from the dropdown list.



The screenshot shows a form for submitting a question. It includes a large text area at the top for the question text. Below this is a 'Category' dropdown menu currently set to 'Uncategorized'. Underneath is a 'Tags' input field, which is highlighted with an orange square and contains the number '4.'. At the bottom right of the form are two buttons: 'Cancel' (red) and 'Submit' (blue).

Once you submit your question, the question will be sent to our moderation queue to be answered by our game experts.