

2023-2024 *FIRST*® Tech Challenge

Scorekeeper – Dual Division

Sponsor Thank You

Thank you to our generous sponsor for your continued support of the *FIRST*® Tech Challenge!



Raytheon Technologies

Volunteer Thank You

Thank you for taking the time to volunteer for a *FIRST*® Tech Challenge event. *FIRST*® and *FIRST*® Tech Challenge rely heavily on volunteers to ensure events run smoothly and are a fun experience for teams and their families, which could not happen without people like you. With over 6,500 teams competing yearly, your dedication and commitment are essential to the success of each event and the *FIRST* Tech Challenge program. Thank you for your time and effort in supporting the mission of *FIRST*!

Revision History		
Revision	Date	Description
1	12/06/2023	Initial Release

Contents

Contents.....	3
Introduction.....	4
What is <i>FIRST</i> ® Tech Challenge?	4
<i>Gracious Professionalism</i> ®	4
Introduction to Dual Division	5
System Configuration.....	6
Dual Division Setup in Cloud-based FTC Scoring.....	6
Create a Dual Division (DD) Event.....	6
Play Locally in downloadable FTC Live	10
Generate Matches for Each Division	10
Generate the Interdivisional Final.....	11
Appendix A – Resources	12
Game Forum Q&A	12
Volunteer Forum	12
<i>FIRST Tech Challenge Game Manuals</i>	12
<i>FIRST Headquarters Pre-Event Support</i>	12
<i>FIRST Tech Challenge Event On-Call Support</i>	12
<i>FIRST Websites</i>	12
<i>FIRST Tech Challenge Social Media</i>	12
Feedback.....	12

Introduction

What is FIRST® Tech Challenge?

FIRST® Tech Challenge is a student-centered program that focuses on giving students a unique and stimulating experience. Each year, teams engage in a new game where they design, build, test, and program autonomous and driver operated robots that must perform a series of tasks. To learn more about FIRST® Tech Challenge and other FIRST® Programs, visit www.firstinspires.org.

Gracious Professionalism®

FIRST® uses this term to describe our programs' intent.

Gracious Professionalism® is a way of doing things that encourages high-quality work, emphasizes the value of others, and respects individuals and the community.

Watch Dr. Woodie Flowers explain *Gracious Professionalism* in this [short video](#).

Learn more about the roles of volunteers on our [Volunteer Resources page](#), "Volunteer Role Description".

Introduction to Dual Division

Dual Division events must be configured in the FTC Scoring system [FIRST Tech Challenge Scoring \(firstinspires.org\)](https://firstinspires.org) by the region admin as **a dual division event with division names two weeks** prior to the start date.

After the event, once the division winners are identified, the divisions will need to be merged into the event_0 or parent event within FTC Live to hold the finals and determine the winner of the event. This guide is intended to help you walk through the steps to successfully run and merge the divisions. This guide will not go into detail of the features of FTC Live or FTC Scoring. For more information on how to use FTC Live, please refer to the complete [Scorekeeper Manual](#).

Important Notes:

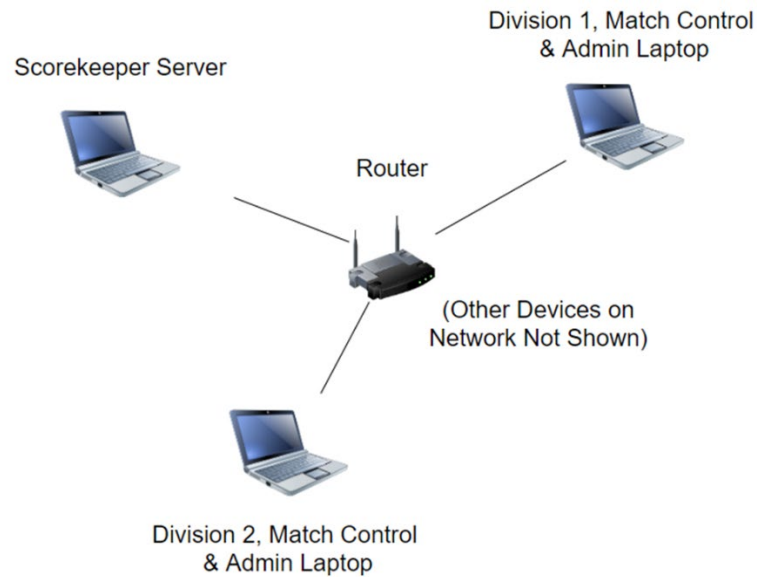
- A new dual division event requires explicit permission from *FIRST* headquarters. The PDP must apply for a new dual division event using the “Dual Division” application on SharePoint.
- Creating a dual division event must be done in FTC Scoring and use the official FTC Live dual division release for the season which usually comes out in December.
- Configuring the event occurs in cloud-based FTC Scoring system by a PDP or designated admin at least two weeks before the event and the transfer to the FTC Live dual division release.

System requirements for setting up a dual division event include:

- Single scorekeeper server running the event_0 and both divisions.
- Multiple Match Control/Admin laptops (one per division).
- Devices connected on the same private network.

NOTE: The system supports running separate servers for each division, then importing results back into a server, if necessary.

System Configuration



Dual Division Setup in Cloud-based FTC Scoring

Create a Dual Division (DD) Event

1. PDP/Admin logs into the *FIRST* Tech Challenge Scoring system to configure the event two weeks prior.

FIRST Tech Challenge Scoring (Cloud) v2.3.1-30-g089c427.dirty
Resources Help/Feedback Hello, test

[<< Back to Event Dashboard](#)

[USTXCPELT1] TX FTC Central Pentaplex League Tournament HYBRID League Tournament

Run as Remote Event
☐

Note: This checkbox is only present for testing. For official events, this setting is configured by your Partner Service Manager.

League

pplx - Pentaplex

Number of Fields:

1

Save
Convert to Dual Division

Important Note: The “Convert to Dual Division” button only appears for regions that have HQ-approved only DD events.

2. Configure the dual divisions.

Note: Division abbreviations should be four (4) characters or less.

[<< Back to Event Dashboard](#)

[USTXCPELT1] TX FTC Central Pentaplex League Tournament HYBRID

League Tournament
Dual-Division Configuration

Running a Dual-Division Event requires explicit permission from FIRST Headquarters. By continuing, you affirm that you have obtained the necessary permission to run this event.

League
pplx - Pentaplex

Division 1 Name:
Franklin

Division 1 Abbreviation (4 characters max):
FRNK

Division 2 Name:
Edison

Division 2 Abbreviation (4 characters max):
EDIS

[Save](#)

3. Add teams to the parent event (USTXCPELT1 in this example) in ftc-scoring. Add teams to each division using the Assign Divisions button on the lower left-side of the page.

[<< Back](#)

Adding to Event 'USTXCPELT1'

TX FTC Central Pentaplex League Tournament HYBRID

Find by State/Province From Region League Members **Add Individually** [Download CSV](#) [Done](#)

Team Number to Add: Add [Run Eligibility Check](#) [Choose File](#) No file chosen [Upload Team List](#)

Number	Short Name	City	State/Province	Country	Rookie Year	Division	
10632	JECA RoboRaptors	Universal City	TX	USA	2015	0	✖
11338	JSTEM Lightning Blade	Converse	TX	USA	2016	0	✖
12115	Phoen-X	Universal City	TX	USA	2016	0	✖
12563	Bots of Glory	Universal City	TX	USA	2016	0	✖
12798	Gateway Robotics	San Antonio	TX	USA	2017	0	✖
12820	Wagner TRILOBYTES	San Antonio	TX	USA	2017	0	✖
14861	Guardian Robotics	New Braunfels	TX	USA	2018	0	✖

Showing 1 to 7 of 7 entries

[Assignment Algorithm Info](#)

[Assign Divisions](#) [Clear Division Assignments](#) [Publish Division Assignments](#)

Division Assignments are not yet visible to Teams

Note: To edit the division, select the team Add/Edit. Edit the “Division” field.

Adding to Event [USTXCPELT1]


Team 10632

Short Name	JECA RoboRaptors
City	Universal City
State	TX
Country	USA
Long Name (Affiliation)	Texas Workforce Commission & Judson Early College Academy
School	
Rookie Year	2015
Robot Name	
Advancement	Eligible
Division	q
<input checked="" type="checkbox"/> Eligible for Inspire?	<input checked="" type="checkbox"/> Competing?

[Assignment Algorithm Info](#)

[Cancel](#) [Save](#)

4. On the Parent event dashboard, each of the divisions appear.

Resources Help/Feedback Hello, test

[USTXCPELT1] TX FTC Central Pentaplex League Tournament HYBRID League Tournament

2021-04-24
Auditorium
Texas A&M University
San Antonio, TX, USA
Part of the [Texas - Central Region](#)
Part of the [Pentaplex League](#)

- [Manage Event](#)
- [Match List](#)
- [Judging](#)
- [Manage Awards](#)

Divisions:

- [Franklin Division](#)
- [Edison Division](#)

Important Note: If you select a division to assign teams, they will be added to both the parent event and the division. Removing a team from this page will NOT remove them from the parent event.

[<< Back](#)

Adding to Division 'USTXCPELT1FRNK'

TX FTC Central Pentaplex League Tournament HYBRID - Franklin Division

This is the team list for one division of a dual-division event. Adding a team will assign them to this division, and removing a team will only remove them from this division, not from the entire event. It is recommended all team list edits be performed in the main event's team list editor. Making concurrent edits in the main event and in a division may result in undefined behavior.

Find by State/Province	From Region	League Members	At Event	Add Individually	Download CSV	Done
Team Number to Add: <input type="text"/>		Add		Choose File	No file chosen	Upload Team List
Number	Short Name	City	State/Province	Country	Rookie Year	Division
10632	JECA RoboRaptors	Universal City	TX	USA	2015	1
11338	JSTEM Lightning Blade	Converse	TX	USA	2016	1

Showing 1 to 2 of 2 entries

- To run the event, go back to the parent event dashboard.
- Select the Play Event Locally button to transfer to FTC Live.

Play Locally in downloadable FTC Live

Generate Matches for Each Division

Once the teams have been assigned to a division, generate the matches:

1. Select the Division dropdown to each division.
2. Open the division's dashboard, the display will show either dualdivision_1 Dashboard or dualdivision_2 Dashboard.
3. Select Create Match Schedule. This will have to be done for both divisions.

The screenshot shows the 'dualdivision_2 Dashboard' for the 'Championship' event. The dashboard has a table with 8 steps. The 'Create Match Schedule' button in step 7 is highlighted with a red circle. The 'Divisions' dropdown in the top navigation bar is also highlighted with a red circle.

Step	Action	Status
1	Edit Event	Done
2	Create Default Accounts	Not Started
3	Add/Edit Teams	5 teams added
4	Add/Edit Sponsors	0 sponsors added
5	Configure Inspection/Judging Tracking (Optional)	(Optional)
6	Create Judging/Inspection Schedule (Optional)	Not Started
7	Create Match Schedule	Not Started
8	Download Archive File	

4. Select Run Matchmaker to create a division's schedule.

The screenshot shows the Matchmaker interface. The 'Run Matchmaker' button is highlighted. Below it, the 'Franklin Schedule' is displayed, showing a table of matches for Qualification 1 and Qualification 2.

Start Time: 2019/09/19 10:40
Matches: 7
End Time: 2019/09/19 11:29

Total Matches Scheduled: 7 / 7

Save Preview Run Matchmaker

Schedule has been generated, see below

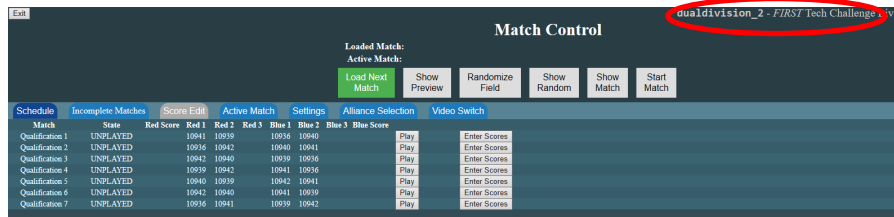
Start Time Condensed

Franklin Schedule

Match	Field	Red 1	Red 2	Blue 1	Blue 2
Qualification 1	1	10944	10937	11405	10938
5 minute break for consecutive match per <T14>					
Qualification 2	2	10944	11342	10937	11405

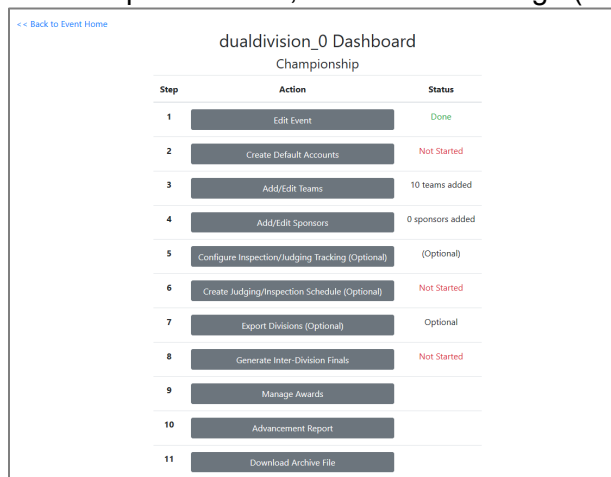
5. Each division will have its own Match Control Page. Each division must be scored on the correct Match Control Page to show the results of the dual division in the parent event's Generate Interdivisional Final section.

This will generate matches between the divisions in the interdivisional final.

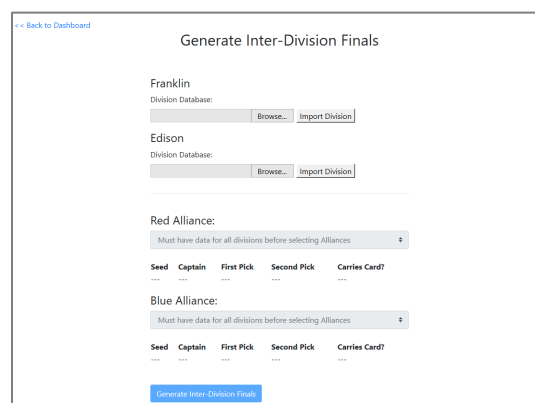


Generate the Interdivisional Final

Enter scores for both divisions before generating the interdivisional finals. Once the scores are input, the interdivisional match will be listed on the parent event, Match Control Page (dualdivision_0)



- Note:** If the scores have not been completed in the Match Control Page, the Generate Inter-Division Finals button will not work.



Results will appear on ftc-events [FTC Event Web : Home \(firstinspires.org\)](http://firstinspires.org) as the parent event and the divisions will display the winners in each division.

Appendix A – Resources

Game Forum Q&A

<https://ftc-qa.firstinspires.org/>

Anyone may view questions and answers within the FIRST® Tech Challenge game Q&A forum without a password. To submit a new question, you must have a unique Q&A system username and password for your team.

Volunteer Forum

Volunteers can request access to role specific volunteer forums by emailing FTCTrainingSupport@firstinspires.org. You will receive access to the forum thread specific to your role.

FIRST Tech Challenge Game Manuals

Part 1 and 2 - <https://www.firstinspires.org/resource-library/ftc/game-and-season-info>

FIRST Headquarters Pre-Event Support

Phone: 603-666-3906

Mon – Fri

8:30am – 5:00pm

Email: Firsttechchallenge@firstinspires.org

FIRST Tech Challenge Event On-Call Support

The on-call event support number is available for event personnel only. Please **do not** call these numbers if you are a team looking for a ruling, a decision, or assistance. We trust that you will not misuse this resource.

Day of event robot control system and scoring system support: 603-206-2450

All other day of event support: 603-206-2412

FIRST Websites

FIRST homepage – www.firstinspires.org

[FIRST Tech Challenge Page](#) – For everything FIRST Tech Challenge.

[FIRST Tech Challenge Volunteer Resources](#) – To access public volunteer manuals.

[FIRST Tech Challenge Event Schedule](#) – Find FIRST Tech Challenge events in your area.

FIRST Tech Challenge Social Media

[FIRST Tech Challenge Twitter Feed](#) - If you are on Twitter, follow the FIRST Tech Challenge Twitter feed for news updates.

[FIRST Tech Challenge Facebook page](#) - If you are on Facebook, follow the FIRST Tech Challenge page for news updates.

[FIRST Tech Challenge YouTube Channel](#) – Contains training videos, game animations, news clips, and more.

[FIRST Tech Challenge Blog](#) – Weekly articles for the FIRST Tech Challenge community, including outstanding volunteer recognition!

[FIRST Tech Challenge Team Email Blasts](#) – contain the most recent FIRST Tech Challenge news for teams.

Feedback

We strive to create support materials that are the best they can be. If you have feedback about this manual, please email firsttechchallenge@firstinspires.org. Thank you!