

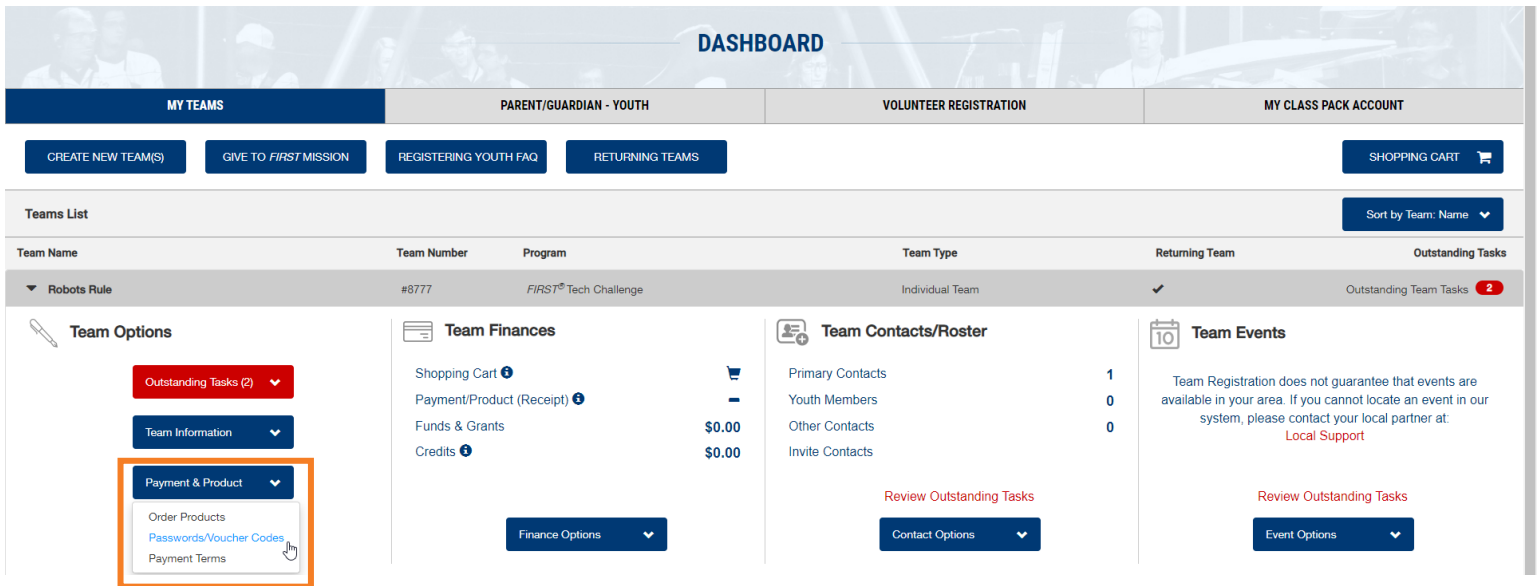
Official Game Q&A Forum Instructions

The Official Game Q&A Forum is a place where teams can ask questions and receive official answers about the game rules, robot rules, advancement criteria, and judging. The forum is moderated by *FIRST* Tech Challenge experts. In order to post to the Game Q&A Forum, you'll have to use an official FTC Team account. These accounts start with the letters FTC and are followed by your team number, for example: **FTC01234**

Anyone can create a general account to view the forum, however only official FTC team accounts may ask questions.

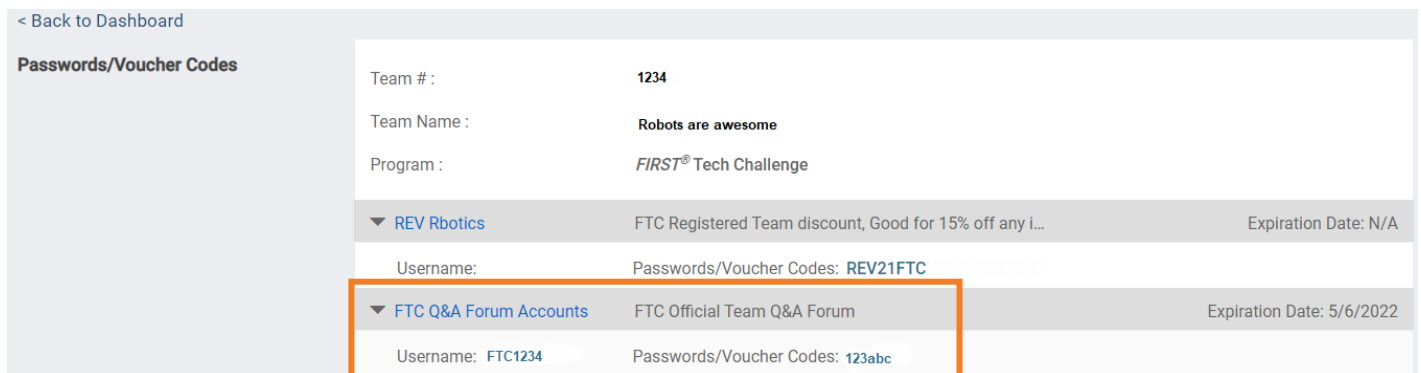
How to Access Username and Password

1. Log into your www.firstinspires.org dashboard.
2. From the main screen, click the "Payment and Product" dropdown. Then click "Passwords/Voucher Codes".



The screenshot shows the dashboard with a navigation bar containing 'MY TEAMS', 'PARENT/GUARDIAN - YOUTH', 'VOLUNTEER REGISTRATION', and 'MY CLASS PACK ACCOUNT'. Below this are buttons for 'CREATE NEW TEAM(S)', 'GIVE TO FIRST MISSION', 'REGISTERING YOUTH FAQ', 'RETURNING TEAMS', and 'SHOPPING CART'. A 'Teams List' table is visible with columns for Team Name, Team Number, Program, Team Type, Returning Team, and Outstanding Tasks. The main content area is divided into four sections: 'Team Options', 'Team Finances', 'Team Contacts/Roster', and 'Team Events'. In the 'Team Options' section, a dropdown menu is open, showing 'Outstanding Tasks (2)', 'Team Information', 'Payment & Product', 'Order Products', 'Passwords/Voucher Codes', and 'Payment Terms'. The 'Payment & Product' option is highlighted with an orange box.

3. The username and password is listed under "FTC Q&A Forum Accounts".



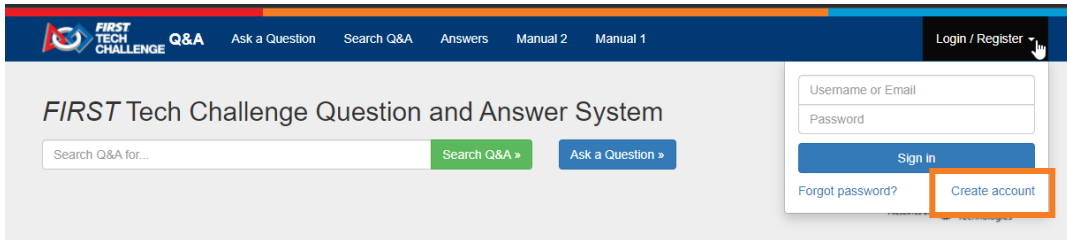
The screenshot shows the 'Passwords/Voucher Codes' page. It includes a 'Back to Dashboard' link and a table of codes. The table has columns for Team #, Team Name, Program, Code Name, Description, and Expiration Date. The 'FTC Q&A Forum Accounts' row is highlighted with an orange box. Below the table, the username and password for this account are displayed.

| Team # | Team Name | Program | Code Name | Description | Expiration Date |
|--------|--------------------|-----------------------|------------------------|---|---------------------------|
| 1234 | Robots are awesome | FIRST® Tech Challenge | REV Rbotics | FTC Registered Team discount, Good for 15% off any i... | Expiration Date: N/A |
| | | | FTC Q&A Forum Accounts | FTC Official Team Q&A Forum | Expiration Date: 5/6/2022 |

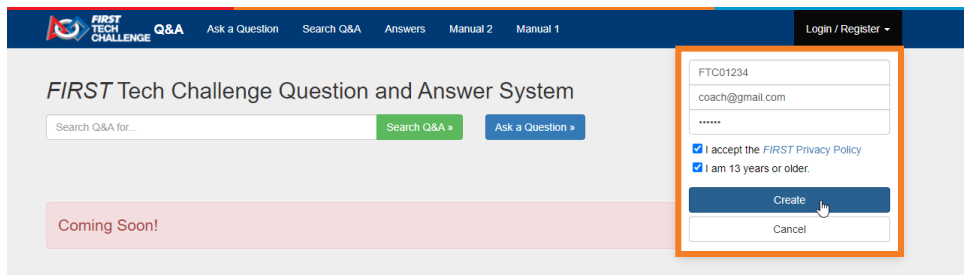
Username: FTC1234 Passwords/Voucher Codes: 123abc

Accessing the Forum

1. Click the following link to access the forum home page: <https://ftc-qa.firstinspires.org/>
2. When logging in for the first time, select "Create Account".



3. Enter the username, email associated with the team, and password accessed from the dashboard. You will need to accept the *FIRST* Privacy Policy, and check that you are 13 years or older.



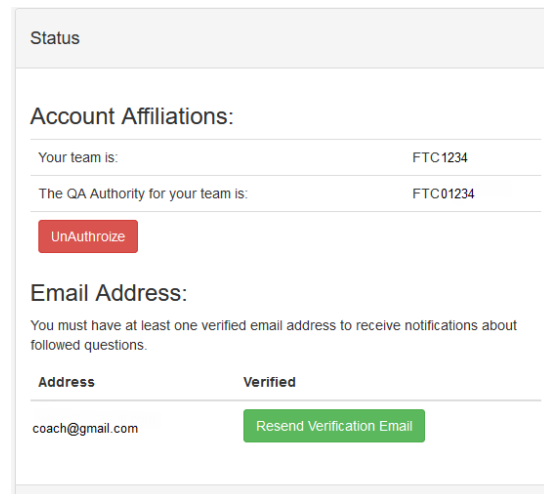
4. After the account is created, you will receive an email to verify your account.

Hello,

To verify your account email, simply click the link below.

https://first-tech-qa.meteorapp.com/#/verify-email/n5VTU-8lvm0ww2iaW51w_oQCTew

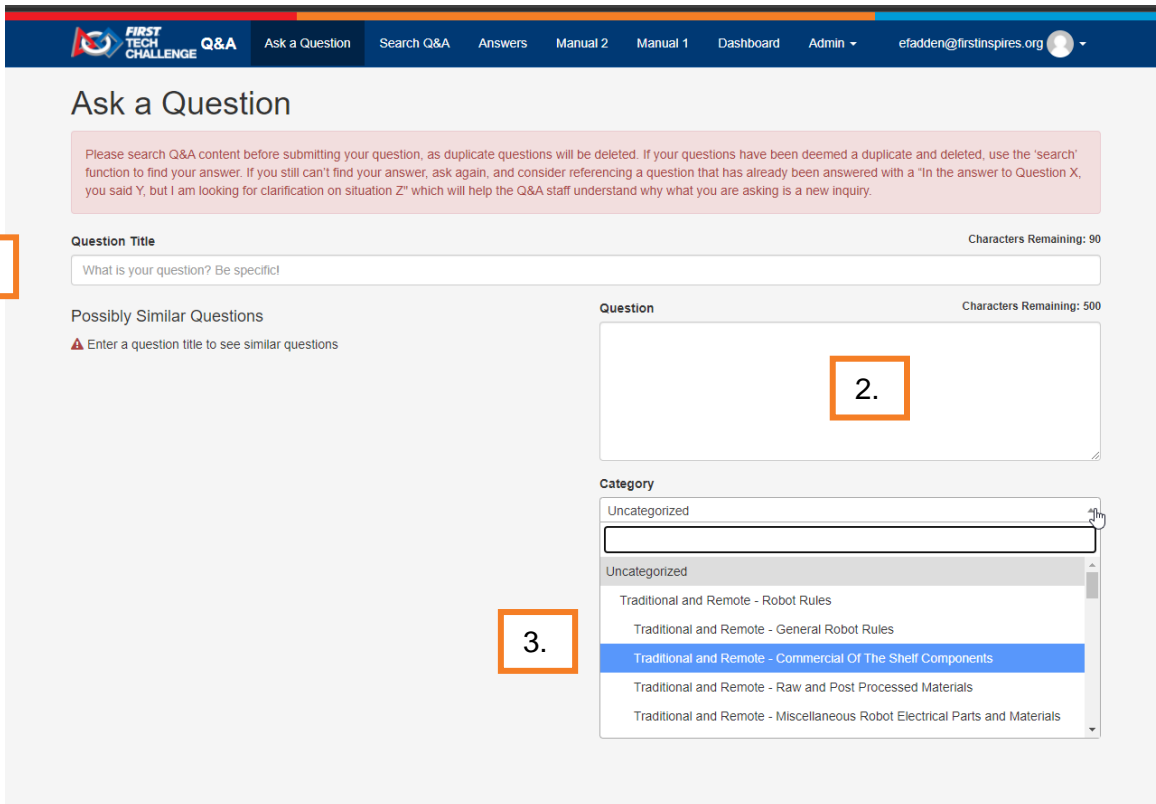
Thanks.



5. Once the account is created, you can log in using the username and password from the dashboard.

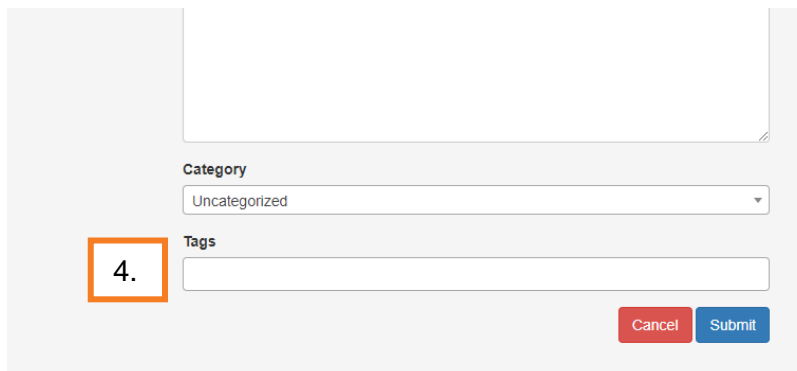
Posting Questions to the Forum

Before posting a question in the forum, please make sure you have read both the Game Manuals Part 1 and 2.



The screenshot shows the 'Ask a Question' interface. At the top, there is a navigation bar with the FIRST TECH CHALLENGE logo and links for 'Q&A', 'Ask a Question', 'Search Q&A', 'Answers', 'Manual 2', 'Manual 1', 'Dashboard', and 'Admin'. The user's email 'efadden@firstinspires.org' is visible in the top right. Below the navigation bar, the page title is 'Ask a Question'. A pink notice box contains instructions about searching for existing questions. The main form has three sections: 1. 'Question Title' with a text input field and a 'Characters Remaining: 90' indicator. 2. 'Possibly Similar Questions' with a warning icon and the text 'Enter a question title to see similar questions'. 3. 'Question' with a large text area and a 'Characters Remaining: 500' indicator. Below the question area is a 'Category' dropdown menu with 'Uncategorized' selected, and a list of other categories including 'Traditional and Remote - Robot Rules', 'Traditional and Remote - General Robot Rules', 'Traditional and Remote - Commercial Of The Shelf Components', 'Traditional and Remote - Raw and Post Processed Materials', and 'Traditional and Remote - Miscellaneous Robot Electrical Parts and Materials'.

1. Create a title for your question, being specific as possible. If your question has already been asked, or a similar question has been asked, the question will show underneath the title. Please make sure to read the similar questions to determine if your question has already been answered.
2. Type your question in the box. There is a 500-character limit per question. Only submit one question at a time.
3. Select a category for your question. Note that there are separate categories for remote and traditional gameplay.
4. Optional – You can select a tag that corresponds with your question. For example, if your question is about advancement, you could select ADVANCEMENT from the dropdown list.



This close-up shows the bottom part of the form. It includes a 'Category' dropdown menu with 'Uncategorized' selected. Below it is a 'Tags' text input field. A red 'Cancel' button and a blue 'Submit' button are located at the bottom right of the form area. A callout box with the number '4.' points to the 'Tags' input field.

Once you submit your question, the question will be sent to our moderation queue to be answered by our game experts.